

Annals of the ICRP

ICRP PUBLICATION 1XX

Radiological Protection of People and the Environment in the Event of a Large Nuclear Accident

Update of ICRP *Publications 109 and 111*

Editor-in-Chief
C.H. CLEMENT

Associate Editor
H. FUJITA

Authors on behalf of ICRP
XXX, YYY, ZZZ

PUBLISHED FOR
The International Commission on Radiological Protection
by
[Sage logo]

Please cite this issue as 'ICRP, 201X. Radiological protection of people and the environment in the event of a large nuclear accident: update of ICRP Publications 109 and 111. ICRP Publication 1XX. Ann. ICRP 4X(X).'

CONTENTS

ABSTRACT	3
MAIN POINTS	4
EXECUTIVE SUMMARY	5
1.INTRODUCTION	8
1.1. Background	8
1.2. Scope and structure of the publication	9
2.GENERAL CONSIDERATIONS	10
2.1. Timeline for managing a nuclear accident	10
2.2. Consequences of a large nuclear accident	11
2.3. Principles for protection of people and the environment	15
3.EMERGENCY RESPONSE.....	26
3.1. Characteristics of the early and intermediate phases	26
3.2. Radiological characterisation	27
3.3. Protection of emergency responders	30
3.4. Protection of the public and the environment	35
3.5. Preparation for the long-term phase	40
4.RECOVERY PROCESS.....	44
4.1. Characteristics of the long-term phase	44
4.2. Protection of recovery responders	45
4.3. Protection of the public and the environment	46
4.4. Evolution and termination of recovery protective actions	53
5.EMERGENCY AND RECOVERY PREPAREDNESS	54
6.CONCLUSIONS.....	55
REFERENCES	57
ANNEX A. CHERNOBYL	61
A.1. Introduction	61
A.2. Early phase	61
A.3. Intermediate phase	64
A.4. Long-term phase	69
A.5. Timeline	73
A.6. References	73
ANNEX B. FUKUSHIMA.....	76
B.1. Introduction	76
B.2. Early phase	76
B.3. Intermediate phase	78
B.4. Long-term phase	81
B.5. Timeline	86
B.6. References	86
GLOSSARY	88
ACKNOWLEDGEMENTS	91

1 **RADIOLOGICAL PROTECTION OF PEOPLE AND THE**
2 **ENVIRONMENT IN THE EVENT OF A LARGE NUCLEAR ACCIDENT**

3
4 ICRP PUBLICATION 14X

5
6 Approved by the Commission in XX, 20XX

7
8 **Abstract-**This publication provides a framework for the protection of people and the
9 environment in the case of large nuclear accidents, drawing on the experience of Chernobyl
10 and Fukushima. The immediate response is an emergency exposure situation, while longer
11 term post-accident rehabilitation is considered as an existing exposure situation. A nuclear
12 accident inevitably creates new circumstances and consequences for the health and well-
13 being of people, both in the immediate vicinity of the facility and beyond. Although actions
14 to reduce radiation exposure can be relatively straightforward, the implementation of
15 protection should take careful account of all hazards and implications, both radiological and
16 non-radiological, in order to provide reasonable and sustainable living conditions. In both
17 exposure situations, these objectives are achieved using the fundamental principles of
18 justification of decisions and optimisation of protection with reference levels. An emergency
19 response is characterised by rapid and responsive decision making and actions, often with
20 very little information. This response must rely on emergency preparedness based on actions
21 that most closely match the actual situation. The decision to terminate urgent protective
22 actions will need to reflect the prevailing circumstances as time progresses. Once the
23 situation is under control, the process of recovery can begin. In this process, individual
24 lifestyles become a key factor to control radiation exposure. It is the role of the authorities to
25 provide the conditions and means for sharing of expertise and information to enable
26 individuals to make informed decisions about their own lives, and to develop a radiological
27 protection culture. ICRP recommends that authorities should involve key representative
28 stakeholders to participate at all stages in emergency and recovery management.

29
30 ©20XX ICRP, Published by SAGE

31 *Keywords:* Emergency exposure situation; Existing exposure situation; Justification;
32 Optimisation; Reference level; Stakeholder involvement; Radiological protection culture;
33 Chernobyl; Fukushima

35

MAIN POINTS

36 • To organise activities and actions, the Commission distinguishes between an
37 emergency response, managed as an emergency exposure situation, and
38 transitioning to a recovery process, managed as an existing exposure situation.

39 • The principle of optimisation of protection applied with reference levels,
40 considering all impacts (radiological, non-radiological, social, economic, and
41 environmental), is essential to mitigate the consequences during the emergency
42 response and to improve living conditions in affected areas during the recovery
43 process.

44 • For protection of responders and the population during the emergency response,
45 the reference level should not generally exceed 100 mSv, while recognising that
46 higher values may be necessary to save lives and for the prevention of catastrophic
47 conditions.

48 • For people living in long-term contaminated areas during the recovery process,
49 progressive reduction in exposure will result from continuing optimisation of
50 protection. Reference levels should be selected to support this progressive
51 improvement, taking into account the progress already achieved. Levels should be
52 within or below the Commission's recommended 1–20-mSv band taking into
53 account the actual distribution of doses in the population and the tolerability of risk
54 for the long-lasting existing exposure situations, and would not generally need to
55 exceed 10 mSv per year. The objective of optimisation of protection is a progressive
56 reduction in exposure to levels on the order of 1 mSv per year.

57 • For protection of the public and the environment during the recovery process, the
58 Commission recommends a 'co-expertise' approach in which authorities, experts,
59 and stakeholders work together to share experience and information in affected
60 communities, with the objective of developing a practical radiological protection
61 culture to enable individuals to make informed decisions about their own lives.

62

63

EXECUTIVE SUMMARY

64 (a) A nuclear accident inevitably creates new circumstances and consequences for the health
65 of affected people and the environment. The accident may itself be the result of another
66 hazardous event with large consequences, but the radiological impact is likely to be the
67 dominant concern due to its unknown character and alarming image, despite the fact that
68 other impacts may present immediate and serious risks depending upon the situation and
69 the extent to which emergency planning has accounted for all of the hazards.

70 (b) For a large nuclear accident, the Commission recommends making a distinction between
71 the emergency response and the recovery process. From a radiological protection point of
72 view, the emergency response is managed as an emergency exposure situation, and the
73 recovery process is managed as an existing exposure situation. The Commission also
74 recommends making a distinction between on-site (damaged installation) and off-site
75 (affected areas). These recommendations may be applicable to other types of events, with
76 due consideration of the differences that inevitably exist between a nuclear accident and
77 other types of events.

78 (c) Considering the loss of control of the source at the facility and uncertainty regarding the
79 intensity, duration, and extent of contamination, characterisation of the radiological
80 situation on-site and beyond is essential to guide protective actions, and should be
81 conducted as quickly as possible.

82 (d) A large release of radioiodine in the case of a nuclear accident can result in high thyroid
83 exposures due to inhalation or ingestion. Specific efforts should be made to avoid, or at
84 least reduce, intakes of radioiodine, and radioiodine levels in the thyroid should be
85 monitored, particularly in children and pregnant women.

86 (e) Radiation exposure may be relatively straightforward to reduce, although it is impossible
87 to remove it completely. In emergency and existing exposure situations, the objectives of
88 radiological protection are achieved using the fundamental principles of justification of
89 decisions and optimisation of protective actions. Implementation should take careful
90 account of all hazards and implications, both radiological and non-radiological, in order
91 to provide reasonable and sustainable living conditions for all those affected, including
92 decent lifestyles and livelihoods.

93 (f) The principle of justification ensures that decisions about the implementation of
94 protective actions have a positive benefit in terms of exposure reduction, although this
95 may induce potentially significant societal, economic, and environmental disruptions.
96 The overall result is more good than harm for affected people and the environment.

97 (g) The principle of optimisation of protective actions applied with reference levels aims to
98 maintain and reduce all exposures as low as reasonably achievable, taking into account
99 economic, societal, and environmental factors. This is essential to mitigate consequences
100 during the emergency response, and to improve living conditions in affected areas during
101 the recovery process.

- 102 (h) People involved in direct management of the emergency response and the recovery
103 process are diverse in terms of status and degree of preparation and training regarding
104 radiation: emergency teams (firefighters, police officers, medical personnel, etc.),
105 workers (occupationally exposed or not), and other people such as elected representatives
106 or voluntary citizens. The term ‘responder’ is appropriate for all of these categories.
- 107 (i) For protection of responders and the population during the emergency response, the
108 reference level should not generally exceed 100 mSv, while recognising that higher
109 levels may be necessary in exceptional circumstances to save lives and prevent further
110 degradation of the facility leading to catastrophic conditions. The initial reference levels
111 may be applicable for a short period, and should not generally exceed 1 year. Lower
112 reference levels may be selected based on the situation in accordance with the gravity of
113 the accident.
- 114 (j) For protection of responders after the urgent emergency response, the reference level
115 should not exceed 20 mSv per year. For people living in long-term contaminated areas
116 following the emergency response, the reference level should be selected within or below
117 the Commission’s recommended band of 1–20 mSv for existing exposure situations,
118 taking into account the actual distribution of doses in the population and the tolerability
119 of risk for the long-lasting existing exposure situations, and there is generally no need for
120 the reference level to exceed 10 mSv per year. The objective of optimisation of
121 protection is a progressive reduction in exposure to levels on the order of 1 mSv per year.
- 122 (k) Management of the recovery process in affected areas is complex, and includes actions
123 implemented by national and local authorities, economic factors, and self-help protective
124 actions taken by residents.
- 125 (l) In the recovery process, individual lifestyles are a key factor to control radiation
126 exposure of those living and working in affected areas. The Commission recommends
127 that authorities, experts, and stakeholders should work together in a co-expertise process
128 to share experience and information, promote involvement in local communities, and
129 develop a practical radiological protection culture to enable people to make informed
130 decisions about the most appropriate approaches to maintaining their exposures as low as
131 reasonably achievable given the radiological, societal, and economic situation. Individual
132 measurements with suitable devices, together with relevant information, are critical to
133 implement the process.
- 134 (m) Every practicable effort should be made to avoid severe and long-term consequences in
135 the case of a nuclear accident. As there is no time to undertake detailed assessments of
136 the actual situation once an emergency response begins, the Commission recommends
137 that emergency and recovery plans should be prepared in advance. Such plans should
138 comprise a set of consistent actions, adapted to local conditions at nuclear sites, that
139 account for the infrastructural, logistical, societal, economic, environmental, and other
140 factors that will affect the impact of the event and its response.
- 141 (n) A nuclear accident is an unexpected event that profoundly destabilises people and society,
142 generates great complexity, and requires mobilisation of considerable human and
143 financial resources. Beyond the legitimate fear of all those affected regarding the

144 deleterious health effects of radiation exposure, the societal, environmental, and
145 economic consequences of a major nuclear accident, and the response to that accident,
146 are considerable and last for a very long time. Given the complexity of the situation
147 created by the accident and the extent of its consequences, radiological protection,
148 although indispensable, only represents one dimension of the contributions that need to
149 be mobilised to cope with the issues facing all affected individuals and organisations.
150

151

1. INTRODUCTION

1.1. Background

153 (1) Nuclear accidents are managed according to guidance covering short-, medium-, and
154 long-term protective actions. In the past, the Commission has set out general principles for
155 planning protective actions after a nuclear accident. The first guidance was issued in
156 *Publication 40* (ICRP, 1984) but was confined to short- and medium-term actions. This
157 guidance was then revised and complemented in *Publication 63* (ICRP, 1991b) in light of the
158 1990 Recommendations (ICRP, 1991a). *Publication 82* (ICRP, 1999), on protection of the
159 public in situations of prolonged radiation exposure, was the first publication to address long-
160 term actions.

161 (2) Building on the experience of management of the Chernobyl accident in Europe, the
162 Commission published guidance dealing with short- and medium-term actions in *Publication*
163 *109* (ICRP, 2009a), and long-term actions in *Publication 111* (ICRP, 2009b). The latter
164 publication represented the first comprehensive ICRP recommendations dealing with long-
165 term recovery after a nuclear accident. Both publications were based on the 2007
166 Recommendations (ICRP, 2007).

167 (3) Following the Fukushima nuclear accident in March 2011 in Japan, the Commission
168 identified a first series of issues relevant to implementation of the system of radiological
169 protection of people and the environment in the case of a large nuclear accident (ICRP,
170 2012b). These issues included: difficulties related to the quantification of exposures;
171 interpretation of potential radiation-induced health effects; ad-hoc protection of responders;
172 societal impacts of the evacuation of people; recognising the importance of psychological
173 consequences; and challenges related to the rehabilitation of living conditions in
174 contaminated areas. The present publication is intended to address some of these issues,
175 together with the lessons learned during the decade following the accident.

176 (4) In November 2011, the Commission, in co-operation with Japanese organisations,
177 initiated a dialogue in Fukushima Prefecture on the rehabilitation of living conditions after
178 the Fukushima nuclear accident with local residents; professionals; representatives of villages,
179 towns, the prefecture, national agencies, and non-governmental organisations; and experts
180 and residents of Belarus and Norway (ICRP, 2016; Lochard et al., 2019). The objective of
181 this dialogue was to facilitate discussions between stakeholders, transfer experience from
182 communities affected by the Chernobyl accident, improve understanding of the challenges in
183 order to support all those involved in the recovery process, and to improve future ICRP
184 recommendations. The dialogue highlighted the wide diversity of human and environmental
185 consequences of the accident, its indirect economic and societal impacts, the influence of
186 early decisions on evolution of the situation, the complexity of the return of evacuees and
187 resumption of agricultural activities, the disturbances to daily life associated with the use of
188 radiological criteria as hard-line boundaries, the crucial role of engaging stakeholders, and the
189 importance of respecting the dignity of affected people.

190 (5) The purpose of this publication is to integrate in a single document both the
191 Chernobyl and Fukushima experience with respect to the radiological protection of all
192 affected individuals and the environment.

193 1.2. Scope and structure of the publication

194 (6) This publication was to recommend application of the system of radiological
195 protection in emergency and existing exposure situations related to radiological accidents,
196 respectively. While *Publications 109* and *111* were intended to deal with all exposure
197 situations resulting from a nuclear accident or a radiation emergency, this publication focuses
198 on the protection of people and the environment in the case of a large nuclear accident. Such
199 an accident results when there is severe damage to the reactor core and significant releases of
200 radioactive material into the environment, impacting widespread areas (IAEA, 2013).
201 Specific consideration of radiological emergencies and malicious acts are outside the scope of
202 this publication. Nevertheless, many of the recommendations will have some applicability to
203 these situations, and the Commission is considering the preparation of a separate publication
204 to further elaborate considerations for such events.

205 (7) The present recommendations emphasise the importance of the justification of
206 protective actions during the early phase of a nuclear accident, notably related to the sensitive
207 issues of protection of responders and evacuation of populations. They address the
208 termination of these actions, and the crucial role of characterisation of the exposure situation
209 in the intermediate phase for preparation of management of the long-term phase. They
210 underline the role of the ‘co-expertise process’ for the rehabilitation of living conditions of
211 affected people during the recovery process. They also clarify the ethical, societal, and
212 environmental dimensions to be considered in the definition and implementation of
213 protection.

214 (8) Section 2 deals with general considerations concerning the timeline of the accident, its
215 effects, and the relevant principles for the radiological protection of people and the
216 environment related to its successive phases. Section 3 describes the Commission’s
217 recommendations that apply to the early and intermediate phases, and Section 4 describes
218 those applying to the long-term phase. Section 5 provides a short overview for emergency
219 and recovery preparedness. Section 6 gives key conclusions. Annexes A and B describe the
220 key aspects of implementation of radiological protection adopted to manage the
221 consequences of the Chernobyl and Fukushima accidents, respectively, in the light of the
222 present recommendations.

223 (9) The recommendations given in this publication for the protection of people and the
224 environment during the emergency response and the recovery process of a large nuclear
225 accident supersede all previous recommendations (ICRP, 1984, 1991, 1999, 2009a,b).

226
227

228

2. GENERAL CONSIDERATIONS

2.1. Timeline for managing a nuclear accident

(10) For managing a large nuclear accident, it is convenient to distinguish between the emergency response (early and intermediate phases) and the recovery process (long-term phase). In the 2007 Recommendations (ICRP, 2007), the Commission considered three different exposure situations: existing, planned, and emergency. For implementation of the system of radiological protection, the Commission considers the emergency response as an emergency exposure situation, and the recovery process as an existing exposure situation. The Commission recognises that various international and national organisations have adopted different subdivisions to describe the timing of an accident and its management (IAEA, 2018). It is up to the implementing organisation to choose the most appropriate terminology according to national considerations.

(11) The early stage of an accident response, sometimes called the ‘acute phase’ or the ‘urgent response phase’, is characterised as the period during which radionuclides are released into the environment. Depending upon the type of accident, there may be a period of time between the start of an accident and the release of radioactive material. It is during this early phase that various protective actions need to be taken promptly in order to avoid or reduce radiation exposures.

(12) The intermediate phase of the accident response, sometimes called the ‘transition phase’, starts when the source of the release has been stabilised and further significant accidental releases are unlikely. The response in this phase focuses on characterising the radiological situation on-site and off-site in order to decide the best course of actions to protect people and the environment.

(13) The long-term phase begins on-site when the source is considered to be sufficiently secured, and the exposure situation is sufficiently characterised to enable commencement of work to dismantle the damaged installation. Off-site, the long-term phase begins when radiological conditions in affected areas are sufficiently characterised to support decisions by the authorities about the future of these areas, and the implementation of long-term protective actions to accompany the rehabilitation of living conditions in areas where people are allowed to stay or expected to return. Living conditions include health, economic, societal, and environmental considerations.

(14) Fig. 2.1 summarises the timeline of a large nuclear accident. The transition from an emergency exposure situation to an existing exposure situation does not necessarily take place at the same time in all areas.

263
264
265
266
267
268

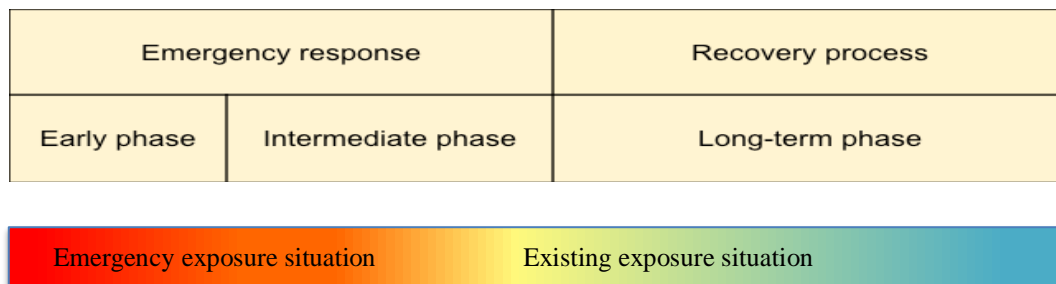


Fig. 2.1. Timeline of a large nuclear accident.

269

270 **2.2. Consequences of a large nuclear accident**

271 (15) Large nuclear accidents generate complex situations that affect all dimensions of
 272 individual and social life. First and foremost, concerns about the potential health impacts of
 273 radiation are likely to dominate due to its unknown character and alarming image, despite the
 274 fact that other impacts may present immediate and serious risks depending upon the situation
 275 and the extent to which emergency planning has accounted for all of the hazards.
 276 Radiological impacts are directly related to the level of exposures received by responders and
 277 the population. Past experience has revealed that all aspects of daily life of the inhabitants
 278 and the environment, as well as all social and economic activities, are affected, generating
 279 very complex situations (UNDP/UNICEF, 2002). These situations cannot be managed with
 280 radiological protection considerations alone; factors related to psychology, health,
 281 environment, education, culture, ethics, political governance, etc. also need to be considered.
 282 The present recommendations focus on the basic radiological protection principles to be
 283 applied during the emergency response and the recovery process in order to protect people
 284 and the environment against radiation. However, past experience has demonstrated that, to
 285 respond to the complexity of the situation, these principles cannot be implemented without
 286 consideration of other important factors to justify decisions and optimise protective actions
 287 (see Section 2.3).

288 **2.2.1. Radiation-induced health effects**

289 (16) There are two key categories of radiation-induced health effects: severe tissue/organ
 290 damage (also called ‘tissue reactions’ or ‘deterministic health effects’) and cancer and
 291 heritable diseases (also called ‘stochastic health effects’).

292 *2.2.1.1. Severe tissue/organ damage*

293 (17) Severe tissue/organ damage is directly attributable to radiation exposure, irreversible
 294 in nature, and severely impairs the quality of life of exposed individuals. Such damage may
 295 occur soon (hours to months) or a considerable time (years to decades) after exposure. Severe
 296 tissue/organ damage is characterised by a threshold dose, below which the reaction is
 297 assumed not to occur (<1% incidence), and above which the severity of effect increases with
 298 dose. Table 2.1 shows threshold doses for selected tissue reactions. More details can be found
 299 in *Publication 118* (ICRP, 2012a).

300 Table 2.1. Dose thresholds for selected tissue/organ damage.

Effect	Threshold
Fatality (within weeks)	2–3 Gy acute dose to the whole body 4–8 Gy protracted over 1 week 10–14 Gy in 1–3 months assuming good medical care
Skin burn (within hours to days)	5 Gy acute dose to the skin
Permanent sterility (females)	3 Gy acute dose to the ovaries
Increased risk of circulatory disease (decades later)	0.5 Gy to the whole body
Cataract induction (decades later)	0.5 Gy to the lens of the eye

302

303 (18) Acute organ doses up to approximately 100 mGy (0.1 Gy) produce no functional
304 impairment of tissues. At higher doses, the risk of tissue reactions becomes increasingly
305 important and there is increased likelihood of serious damage. As it is prudent to take
306 uncertainties in the current estimates of thresholds for deterministic effects into account, the
307 Commission considers that short-term or annual doses rising towards 100 mSv for whole-
308 body exposure almost always justify the consideration of protective actions.

309 (19) Recent additional evidence of non-cancer effects comes from studies of cancer
310 patients receiving radiotherapy and the atomic bomb survivors in Hiroshima and Nagasaki.
311 These studies indicate an increased risk of mortality from circulatory disease associated with
312 doses of several hundreds or thousands of mGy to the heart (Little, 2002). The situation at
313 lower doses is less clear. The Commission judges that a threshold dose of 500 mGy is
314 appropriate to avoid radiation-induced circulatory disease.

315 *2.2.1.2. Cancer and heritable diseases*

316 (20) Cancer and heritable effects for which the probability of occurrence increases with
317 dose and severity is independent of the dose received are assumed, for the purpose of
318 radiological protection, to have no threshold.

319 (21) The increased risk of cancer was reported after the second half of the 20th century in
320 epidemiological studies of exposed populations, such as the atomic bomb survivors in
321 Hiroshima and Nagasaki, and studies of environmental, medical, and occupational radiation
322 exposures. These studies showed that more cases of cancer occurred among these populations
323 compared with unexposed populations with similar characteristics (UNSCEAR, 2006).

324 (22) There is reliable scientific evidence that whole-body exposures on the order of ≥ 100
325 mSv can increase the probability of cancer occurring in an exposed population. Below 100
326 mSv, the evidence is less clear. The Commission prudently assumes, for purposes of
327 radiological protection, that even small doses might result in a slight increase in risk. Based
328 on the results of epidemiological studies, it is estimated that a dose of 100 mSv above the
329 natural background level adds approximately 0.5% to the 25% risk of fatal cancer typically
330 seen in populations worldwide (ICRP, 2007; Ogino, 2014).

331 (23) Although heritable (genetic) effects have been seen in animals, there is no direct
332 evidence that exposure of humans to radiation leads to excess heritable disease. However, the
333 Commission prudently continues to include the risk of heritable effects in its system of
334 radiological protection.

335 **2.2.2. Consequences for fauna and flora**

336 (24) In the case of a very severe release to the environment, nuclear accidents have the
337 potential to cause direct radiation exposure detrimental to non-human biota in the immediate
338 area surrounding the facility. Damage to fauna and flora was seen after the Chernobyl
339 accident, ranging from the death of forests and a reduction in the number of soil invertebrates,
340 to reports of genetic changes in some species (IAEA, 2006; UNSCEAR, 2008). In time, there
341 are changes in biodiversity, linked to a variety of factors including the lack of human activity.
342 Although the presence of radioactivity in the environment after a nuclear accident is a cause
343 for concern, in most cases, any direct observable effects on the environment would tend to be
344 limited to the area where the deposition of radioactive material was greatest (UNSCEAR,
345 2013).

346 (25) Implementation of protective actions to mitigate the impact of the accident on people
347 is also likely to reduce the exposure of some types of flora and fauna. However,
348 environmental effects on an ecosystem may arise from the implementation of protective
349 actions taken, such as removal of topsoil or tree cover, or the use of chemical ameliorants. In
350 its recommendations on protection of the environment under different exposure situations
351 (ICRP, 2014), the Commission states that although environmental impacts may not be an
352 immediate priority during the early phase of a nuclear accident, the environmental
353 consequences of protective actions should be considered when choosing options to protect
354 humans in the intermediate and long-term phases.

355 2.2.3. Societal consequences

356 (26) The sudden presence of radioactive contamination, perceived as undesirable,
357 illegitimate, and dangerous, in the living environment of humans creates an unprecedented
358 complex situation. It profoundly upsets the well-being of individuals and the quality of life of
359 affected communities; raises many questions, concerns, and fears; generates numerous views;
360 and exacerbates conflicts. Some residents will choose to stay in affected areas, when this is
361 allowed, and others will leave; among those who leave, some will return and others will
362 relocate permanently. This can significantly affect community life and demographics, with a
363 significant decrease in the number of inhabitants, especially young people, as illustrated in
364 Chernobyl and Fukushima.

365 (27) Management of the accident itself, on-site and off-site, inevitably affects lifestyles and
366 relationships between affected people. This introduces societal repercussions, such as:
367 organisation of the working and living conditions of responders; accommodation for
368 displaced people; zoning of areas; various restrictions associated with implementation of
369 protective actions; side effects of decontamination; and implementation of the compensation
370 system.

371 (28) All individuals face a complex situation that raises many dilemmas, and their
372 responses depend on the general situation in their communities and their personal situation.
373 Social infrastructures, such as education, transport, health care, community support, public
374 space, information, public safety, sport, recreation, and art and culture, are all affected.

375 (29) The Chernobyl and Fukushima nuclear accidents had similar consequences in terms of
376 the societal impact of the presence of radioactive contamination in affected areas. Beyond the
377 widespread fear of radiation in all segments of the population, sociological studies have also
378 revealed: a collapse of trust in experts and authorities; disintegration of families and social
379 ties; apprehension about the future, particularly for children; and a progressive feeling of loss
380 of control over everyday life. All of these consequences affect the well-being of people and
381 pose a threat to their autonomy and dignity.

382 (30) In the longer term, even when affected people understand and learn to deal with the
383 radiological situation and regain their autonomy and livelihood, the fear of being abandoned
384 by the authorities and the rest of the nation, and the negative image of affected areas, remain
385 problems that handicap social dynamism. A nuclear accident also has societal consequences
386 in areas that are not affected directly by contamination. Management of reception of the
387 evacuees, especially in the emergency response, raises questions of an organisational nature
388 and a human nature. Past experience has shown that a nuclear accident generates an attitude
389 of rejection towards affected areas, people living there, and goods produced there. This
390 attitude has been observed to cause discrimination, notably against young people (Sawano,

391 2018). In this context, it is important to rebuild and maintain solidarity between affected
392 people and the rest of the nation and the world.

393 **2.2.4. Economic consequences**

394 (31)Following a large nuclear accident, the whole economic fabric of affected areas is
395 impacted either directly or indirectly. For example, the agricultural sector is significantly
396 disturbed due to contamination of soil and livestock, affecting food production as well as its
397 distribution and consumption. The accident also has consequences for the industrial and
398 services sectors in connection with activities in affected areas. With the global nature of
399 economics, impacts may be seen nationally and internationally.

400 (32)Radiological contamination is likely to affect critical infrastructure directly, such as
401 utilities, public transportation, communication systems, and food and water supplies. This
402 impacts local businesses and employment, as well as key public services such as government
403 services, security institutions, medical facilities, financial systems, public health services, and
404 education facilities.

405 (33)Companies maintaining their economic activity in affected areas or those newly
406 operating, including those involved in the emergency response and recovery process, may
407 face additional obstacles related to the presence of contamination. Workplaces, staff, and
408 products can all be affected. Moreover, the image of these companies and their products may
409 be affected.

410 (34)Change in the local demography is another significant factor influencing the global
411 economy of affected areas. These economic consequences induce significant additional costs
412 that need to be supported by local and national public budgets for several years.

413 **2.2.5. Psychological consequences**

414 (35)A large nuclear accident can be expected to be very disruptive to people's lives, both
415 in the immediate response and in the longer term as the focus shifts to the recovery process.
416 An accident generates many concerns and considerable fear. People are destabilised by the
417 complexity of the situation and have many questions. Beyond the direct consequences of the
418 accident, there are also societal and economic disturbances that impact people's mental well-
419 being. In addition, people affected by a nuclear accident can feel anguish, dismay,
420 discouragement, helplessness, dissatisfaction, frustration, and anger. Many affected people
421 report feeling a lack of control over their individual living conditions, and this is linked to a
422 high level of psychological stress. This situation can induce psychological and psychosomatic
423 disorders in some people, not correlated with the actual magnitude of exposure, as reported
424 by several studies following the Chernobyl and Fukushima nuclear accidents.

425 (36)These studies highlight sociopsychological and psychosomatic disorders associated
426 with the emergency response of the accident and during the recovery process. This is further
427 complicated in cases where an external devastating event contributed to the situation, as
428 occurred in Fukushima. For instance, an elevated rate of depression and post-traumatic stress
429 disorder has been reported among the emergency responders who were directly confronted by
430 the disaster scene, potentially inducing a threat to their lives. Studies have also reported that
431 people who are confronted with radioactive contamination in their daily lives, even if only a
432 small amount, and evacuees facing poor living conditions with no clear view about their
433 future are more vulnerable to anxiety, stress, and depression (Bromet, 2011, 2014; Harada,
434 2015; IAEA, 2015a; Sususki, 2015; Maeda, 2017).

435 (37)Parents with young children who have lingering worries about the potential adverse
436 health effects on the children and their families are particularly vulnerable to psychological
437 disorders. Studies have revealed that anxiety among mothers generated by the presence of
438 contamination in their daily life is a strong stress factor that can induce inappropriate
439 behaviour (lack of sensitivity or even violence), which can hinder the emotional and social
440 development of their children.

441 (38)Experience has also shown that, at a psychological level, the response of each
442 individual is highly dependent on his/her own situation and experience, and can evolve over
443 time: some people may suffer with depression, others may resign themselves to the situation
444 and eventually adopt an indifferent attitude, and others may react and engage in actions to
445 improve the situation for themselves and others. The psychological effects of a nuclear
446 accident may continue to impact those affected for a long time.

447 **2.2.6. Health impacts of changes in lifestyle**

448 (39)As mentioned above, in addition to radiation-induced health effects, the accident may
449 induce significant societal, economic, and psychological disturbances in the daily lives of
450 affected populations. These disturbances, including those induced by the protective actions
451 themselves (e.g. evacuation), have direct consequences on the lifestyle of affected
452 populations. Several studies have reported an increase in health issues associated with these
453 lifestyle changes following the Chernobyl and Fukushima nuclear accidents (Hasegawa,
454 2015).

455 (40)For instance, during the months following the Fukushima nuclear accident, a general
456 increase in mortality was observed (excluding deaths due to the earthquake and tsunami),
457 especially among elderly people (Morita et al., 2017). This increase cannot be attributed to
458 the direct health effects of radiation, although it is a direct consequence of the accident.

459 (41)In the longer term, other secondary health issues were observed in populations
460 affected by the Chernobyl accident (Luccioni, 2016). After the Fukushima accident, there
461 was a significant increase in the number of reported cases of diabetes, notably in people aged
462 approximately 40–65 years. This increase concerns people affected by the accident both
463 within and outside the contaminated areas. In addition, an increased risk of circulatory
464 diseases was observed (Tsubokura, 2018). Other chronic diseases have also been reported in
465 the first years after an accident, such as hyperlipidaemia and hypertension. The health of
466 young children has also been affected, such as a significant increase in obesity due to
467 restriction of outdoor activities (Nomura, 2016; Ono, 2017). Considering the level of
468 exposure of the affected population, these disorders cannot be considered as direct radiation-
469 induced health effects but are linked to a change in lifestyle resulting from the accident.

470 **2.3. Principles for protection of people and the environment**

471 (42)The aim of the Commission's recommendations concerning large nuclear accidents is
472 to advise on actions to be taken to ensure an appropriate level of radiological protection for
473 people and the environment. This means managing human exposures so that severe
474 tissue/organ damage is prevented, and cancer and heritable diseases are reduced to the extent
475 reasonably achievable, and the frequency of deleterious radiation effects on biota is prevented
476 or reduced. These objectives should be pursued considering the potential adverse effects of
477 radiation exposure on humans and biota, and the societal, economic, and psychological

478 consequences of the accident and its management as described above. This means preserving,
479 to the extent possible, the health and well-being of all affected individuals, decent working
480 conditions for responders on-site, quality of life of affected communities off-site, and
481 biological diversity in affected areas.

482 (43) For emergency and existing exposure situations, the fundamental protection principles
483 to guide action are the justification of decisions and the optimisation of protection. For
484 implementation of the optimisation principle, the Commission recommends using reference
485 levels to guide decision making concerning protective actions.

486 (44) The principle of individual dose limitation does not apply because the sources of
487 exposures on-site and off-site are no longer under control in the case of an accident. Under
488 these conditions, it is difficult to predict, with sufficient precision, the doses that will be
489 received by exposed people, and to guarantee compliance with dose limits established for
490 planned exposure situations.

491 (45) Once an emergency situation is declared, decisions on protective actions on-site and
492 off-site should be taken promptly during the early phase to be effective. Given the short time
493 to react, these actions should be prepared in advance on the basis of plausible scenarios, and
494 adapted as much as possible to the actual situation. Management of the situation requires
495 adequate interaction between affected countries and international co-operation, notably to
496 address trade issues and protection of nationals (IAEA, 2015b). During the intermediate
497 phase, progressive characterisation of the radiological situation on-site and off-site is
498 essential to guide decision making about the protective actions to be initiated, continued, or
499 discontinued. In the long-term phase, radiological situations on-site and off-site are better
500 understood, and can be improved more effectively compared with the initial phase of the
501 accident.

502 (46) In the emergency response to an accident, consideration of protection of non-human
503 species may not be an immediate priority if human food chains and human exposures are
504 seriously affected (ICRP, 2014). However, the Commission recommends that appropriate
505 measures should be taken to protect pets and livestock, and specific arrangements should be
506 developed in the emergency preparedness planning process to preserve their welfare. Further,
507 even where concerns about human exposure predominate, consideration should be given to
508 the environmental consequences of the possible protective actions. This is particularly true
509 regarding the choice of actions to decontaminate the environmental medium (e.g. soil), as this
510 is likely to affect the organo-mineral fertility of the soil in the long term, and introduce
511 disruption in biodiversity.

512 (47) During the recovery process, as the radiological situation is better characterised, it
513 may be possible to consider actions to protect species which are likely to be threatened by
514 contamination in the long term. Special provisions may also be necessary to safeguard the
515 quality of the environment impacted by the implementation of protective actions. These
516 actions should be considered within an overall approach, including the abundance and
517 diversity of threatened or endangered species, the spatial extent of the impact, the need for
518 actions to be taken, and the inherent value of evaluation of the environment (NCRP, 2018).

519 **2.3.1. The justification of protective decisions**

520 (48) The principle of justification states that any decision altering a radiation exposure
521 situation should do more good than harm. It is part of the ethical goal to do good (principle of
522 beneficence) while avoiding doing harm as much as possible (principle of non-maleficence),
523 as stated in *Publication 138* (ICRP, 2018). In emergency and existing exposure situations, the

524 principle of justification is applied when deciding whether to take action to avoid or reduce
525 potential or actual exposures. All decisions that aim to reduce the impact of exposure in the
526 event of a nuclear accident introduce additional constraints in working conditions on-site and
527 on daily life in affected areas, which have greater or lesser negative effects on the individuals
528 and communities concerned. Decisions should be based on a reasonably conservative
529 approach to consider the inevitable uncertainties concerning the situation on-site as well as
530 off-site, and bearing their potential negative consequences in mind.

531 (49)Justification thus goes far beyond the objective of radiological protection, which is to
532 avoid or reduce exposure, as it may also have various health, psychological, societal,
533 economic, environmental, and political consequences. Thus, justification falls under the
534 overall ethical goal of societies, which is to contribute to the health and well-being of
535 individuals and the quality of life of affected communities, with preservation of biodiversity
536 and sustainable development representing an integral part.

537 (50)Responsibility for judging justification usually falls on the authorities to ensure an
538 overall benefit, in the broadest sense, to society, and thus not necessarily to each individual.
539 However, there are many aspects of the justification decision that can be usefully informed
540 by organisations or individuals outside the authorities. Therefore, the Commission
541 recommends involving key stakeholders in public consultation processes for the justification
542 of decisions whenever possible, including necessary expertise in various areas such as
543 evacuation logistics, transportation, medical care, community infrastructure, provision of
544 necessary services, support for business interests, etc. (NEA, 2006).

545 (51)For emergency response decisions, in the event of a nuclear accident, especially in the
546 early phase, the need to act quickly is not conducive to stakeholder involvement. However, it
547 is possible to involve stakeholders beforehand regarding preparation for emergency situations.
548 As the intermediate phase progresses, there are increasing opportunities to involve
549 stakeholders in the decision-making process. For the long-term phase, past experience has
550 clearly demonstrated the need to involve stakeholders, particularly representatives of local
551 authorities, professionals, and inhabitants of affected communities, in the decision-making
552 process to improve the effectiveness and durability of protective actions.

553 (52)The Commission considers that the justification of decisions should be re-assessed
554 regularly as the overall situation resulting from the accident evolves. Therefore, justification
555 is not a 'one-off' consideration taken during planning or in response to the accident. It should
556 question whether the decisions already taken continue to do more good than harm in the
557 broadest sense. The Commission also considers that more coherent and effective protection is
558 ensured by addressing the justification of the overall protection strategy, taking into account
559 the benefits and drawbacks of the protective actions already implemented when deciding on
560 the best course of action. In many cases, the summation of benefit and harm from a series of
561 justified individual protective actions will also result in a net benefit. However, in some cases,
562 particularly for large nuclear accidents, the addition of complementary protective actions
563 could result in more harm than good due to the accumulation of significant social disruption.

564 (53)In a broader sense, the protection strategy should try to preserve the health of
565 individuals and the quality of life of affected communities whose situation is altered by the
566 accident to a greater or lesser extent. It is thus important to assess the individual and
567 collective impacts of each protective action in order to judge the good and harm that each
568 may produce. The relevance of a protection strategy should ultimately be judged by balancing
569 the level of residual exposure with the health, psychological, societal, economic, and cultural
570 effects on affected people, and the direct and indirect impacts on the environment.

571 (54)During the emergency response, justification first applies to the decision on whether
572 or not to take actions to avoid or reduce exposures. Justification then applies to each
573 individual protective action decided during the early and intermediate phases. Among these
574 decisions, those concerning the evacuation of populations and their sheltering are the most
575 delicate from the point of view of justification. Although these actions are effective and
576 relatively straightforward for protecting small communities, they are disruptive and
577 potentially difficult to implement on a large scale for a long duration. Lessons learned from
578 the Fukushima accident, for example, suggest that the unplanned evacuation of elderly or
579 medically-supervised people from nursing homes may have caused more harm than good for
580 these people (Tanigawa et al., 2012). Similarly, strict sheltering may not be justified for
581 periods extending beyond 1 or 2 days (see Section 3 for more details).

582 (55)During the recovery process, justification applies first to the fundamental decision of
583 the authorities concerning the future of areas affected by the radioactive releases. This
584 decision marks the beginning of the long-term phase. It is based on several considerations
585 (e.g. residual level of contamination, ability to ensure the sustainability of economic and
586 societal activities, etc.), and has to be taken in co-operation with affected individuals and
587 local communities. It is necessary to decide, among other things, the areas where the
588 population is not allowed to stay in view of the high levels of exposure and the difficulty to
589 maintain acceptable living conditions, and the areas where, given the exposure situation,
590 people are allowed to live permanently if they wish. Such decisions should consider the
591 possibility of maintaining the infrastructure, economic, and social services necessary to
592 ensure the well-being of individuals and the quality of life of affected communities. This
593 should be accompanied by the establishment of criteria for living conditions, including
594 setting numerical radiological protection criterion, to decide whether to relocate the
595 population or to allow individuals to stay. Several geographical areas can be defined for
596 which ad-hoc protective actions can be implemented according to a graduated approach
597 depending on the level of contamination and economic, societal and environmental
598 considerations. This was the approach adopted by the authorities after the Chernobyl and
599 Fukushima nuclear accidents (see Annexes A and B).

600 (56)For the management of long-term contaminated areas after a nuclear accident, the
601 authorities may consider terminating or maintaining some of the protective actions
602 implemented during the emergency response, and introducing other protective actions. The
603 decision about whether to introduce these new actions depends on several criteria, including
604 residual levels of exposure in the residing population, feasibility of implementing these
605 actions, and potential impact of these actions on the quality and sustainability of living
606 conditions in the area.

607 (57)Worldwide experience after nuclear and non-nuclear accidents shows that nations and
608 individuals are not willing to readily abandon affected areas. However, the decision to allow
609 people to stay in affected areas should only be taken when the necessary conditions are met,
610 particularly protection against the potential health consequences, and sustainable living
611 conditions, including respectable lifestyles and livelihoods.

612 **2.3.2. The optimisation of protective actions**

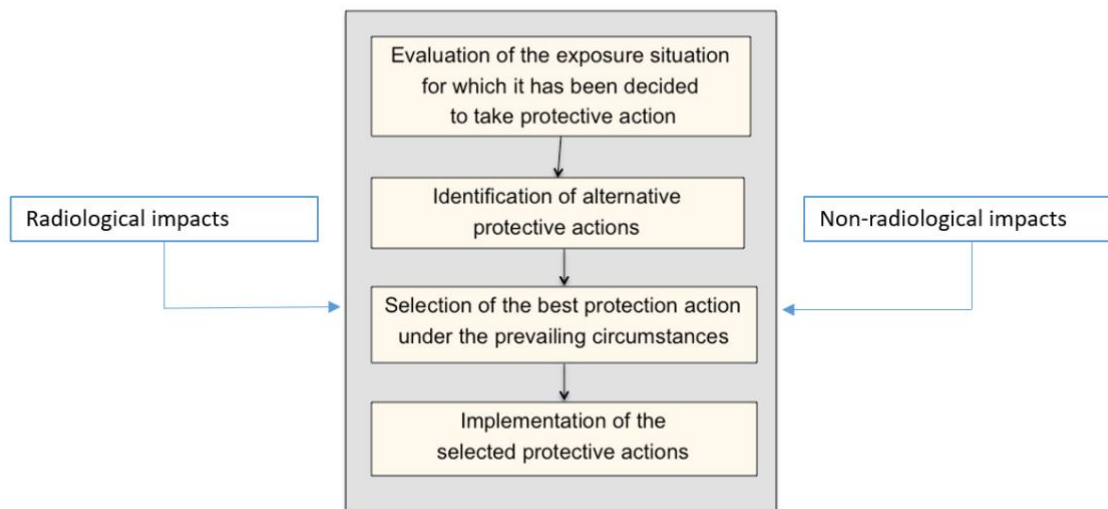
613 (58)Once decisions have been taken to protect people and/or the environment, the
614 Commission recommends that protective actions should be implemented in accordance with
615 the principle of optimisation, with restrictions on individual exposures. This principle, which
616 is the cornerstone of the radiological protection system, means that all individual exposures,

617 and their magnitude, should be kept as low as reasonably achievable, taking into account
 618 economic, societal, and environmental factors. It aims to avoid unnecessary exposure
 619 (prudence), fair distribution of exposure among exposed individuals (justice), and treating
 620 people with respect (dignity). Prudence, justice, and dignity are core ethical values that
 621 underlie the system of radiological protection, particularly the optimisation principle (ICRP,
 622 2018).

623 (59) To meet the Commission’s recommendations, optimisation should consider the
 624 radiological, socio-economic, and environmental characteristics of the exposure situation, as
 625 reflected by the views and concerns of stakeholders, and the ethical values that govern
 626 radiological protection (ICRP, 2018). As such, implementation of the optimisation process
 627 requires good understanding of the exposure situation at stake, and the relevant information
 628 and data characterising this situation in order to choose the best protective actions given the
 629 particular circumstances.

630 (60) When implementing the optimisation process, it should be remembered that the
 631 radiological contamination is not only unexpected but also unwelcome, and it impacts all
 632 stakeholders. Although removal of contamination is desirable, it may not be possible or
 633 optimal.

634 (61) Implementing the optimisation principle is a step-by-step process that aims to select
 635 the best protective actions given the characteristics of the exposure situation (see Fig. 2.2).
 636



637
 638 Fig. 2.2. The optimisation process.
 639

640 (62) Comparison of justified protective actions is a key feature of the optimisation process,
 641 which must entail careful consideration of all of the characteristics of the situation. Decision-
 642 aiding techniques may be used by authorities to guide the selection of protective actions.
 643 Advice on applying these techniques has been provided in *Publications 37* (ICRP, 1983), *55*
 644 (ICRP, 1990), and *101* (ICRP, 2006). In the process of selecting protective actions, the
 645 Commission recommends that the views and concerns of stakeholders should be considered.
 646 The Commission emphasises the importance of considering all of the impacts of a protective
 647 action, not just the radiological concerns. Moreover, due to its judgemental nature, there is a
 648 strong need for transparency and direct involvement of stakeholders concerned with the

649 exposure situation. This transparency assumes that all relevant information, assumptions, and
650 judgements about the radiological and non-radiological impacts are provided to affected
651 people, and that the traceability of the decision-making process is documented properly,
652 providing evidence for an informed decision (ICRP, 2006, Para. 34).

653 (63)Optimisation is a frame of mind, questioning whether the correct set of actions has
654 been taken in the prevailing circumstances, and if all that is reasonable has been done to keep
655 or reduce exposures as low as reasonably achievable. It is the authorities' responsibility to
656 provide good guidance, and to support implementation by organisations and individuals.
657 Organisations (e.g. in the agricultural sector) and individuals (with responsibilities or
658 concerned citizens) will be involved in the practical implementation of protective actions.
659 Hence, the government, or the responsible authority, will need to constantly evaluate the
660 effectiveness of the protective actions in place, including those performed at local or
661 individual levels, in order to provide adequate support for their implementation.

662 (64)As with the justification of decisions, the practical implementation of optimisation
663 during the early phase is hampered by uncertainties and a lack of information about the
664 radiological situation on-site and off-site. Assumptions should also be made for non-
665 radiological consequences, given uncertainties such as the conditions of infrastructures or the
666 reaction and behaviour of the population. For this reason, protective actions that are
667 considered to be justified are initially implemented in a generic way. As characterisation of
668 the radiological situation progresses, it is possible to adjust the optimisation process for the
669 various protective actions implemented in order to better take into account the particularities
670 of the exposure situations, both on-site and off-site.

671 (65)Due to the complexity of the socio-economic situation resulting from a nuclear
672 accident, the implementation of optimisation during the emergency response and the recovery
673 process should recognise the many value judgements concerning the importance or the
674 priority to be given to protection of particular groups of the population or to particular social
675 and economic activities. The Commission recommends paying particular attention to children
676 and pregnant women, for whom radiological risks may be greater than for other groups of
677 individuals. Strategic social and economic activities should also be the subject of specific
678 protection provisions in implementation of the optimisation process.

679 (66)The optimisation process must recognise that there are inevitable conflicting interests,
680 and seek to reconcile the differences and needs of various groups. For example, producers of
681 goods, services, and food will wish to continue production, but their ability to do so is
682 affected by the willingness of consumers to receive and purchase these items. Another
683 example is the desire of the local area to continue to interact with national and international
684 populations, such as through tourism, while those populations may be unwilling to do so.
685 Thus, protective actions should contribute to regaining the confidence of all people in relation
686 to the affected area. One of the characteristics of radiation exposure in the event of an
687 accident is the large distribution of exposures received by the individuals on-site, and also in
688 the areas affected by the radioactive releases (see Annexes A and B). Generally, the majority
689 of people receive relatively low exposures, but a fraction of the affected individuals may
690 receive more significant exposures. A few individuals (particularly responders) may receive
691 high exposures that could induce severe radiation health effects if protective actions are not
692 implemented promptly. The Commission therefore pays particular attention to equity in the
693 distribution of exposure within the groups of affected people, and recommends that, in the
694 event of an accident, optimisation of protection should be implemented with the aim of
695 reducing the exposure of the most exposed individuals as a priority.

696 (67)For the implementation of optimisation during an emergency response and recovery
697 process, the Commission recommends using reference levels to guide actions to reduce
698 individual exposures and limit inequities. These reference levels have to be adapted to the
699 different phases of the accident by distinguishing between the exposure of responders on-site,
700 responders off-site, and members of the public off-site (see Section 3.3). The Commission
701 also recommends using the residual dose as one measure of the effectiveness of the protective
702 actions implemented. This residual dose corresponds to the dose added by the accident, and
703 does not include the natural background exposure. As the best protective option is always
704 specific to the exposure situation, it is not relevant to determine, a priori, a dose level below
705 which the optimisation process should stop (ICRP, 2007, Para. 218). Optimisation of
706 protection, however, is not minimisation of dose. Optimised protection is the result of an
707 evaluation that carefully balances the detriment from the exposure with the relevant economic,
708 societal, and environmental factors. Thus, the best option is not usually the one resulting in
709 the lowest residual dose level for individuals (ICRP, 2007, Para. 219).

710 (68)Once the emergency response is over and the radiological situation has been
711 characterised, a more detailed optimisation process can be implemented step by step, taking
712 due account of the local particularities, adapting the protective actions as the radiological
713 situation evolves, and including the concerns and wishes of individuals and local
714 communities. As the number of measurements of radioactivity in the environment and of
715 individual exposure of people increases, it becomes possible to identify which people remain
716 the most exposed and the factors contributing to their exposure. The implementation of
717 targeted protective actions will progressively contribute to reducing the highest exposures, as
718 well as the average exposure of the population. In the longer term, experience has
719 demonstrated that, in areas where people are allowed to live, it is generally possible to reduce
720 the exposure of most people to levels comparable with those in non-affected areas (see
721 Annexes A and B).

722 (69)During the recovery process, the exposure of individuals depends not only on the
723 residual radiological situation in the area where they reside and work, but also, to a large
724 extent, on their behaviour and lifestyle (e.g. diet, leisure, etc.). Behaviour and lifestyle largely
725 depend on individual circumstances, resources available, and willingness and ability of the
726 individual to make changes. Once individuals are properly informed about the contributions
727 to their exposure, they are able to make choices and take action about their lifestyle and
728 habits to further reduce their exposure. The Commission calls these types of actions ‘self-help
729 protective actions’, and considers their implementation to be an integral part of the
730 optimisation process that can be very effective and should be supported and encouraged by
731 the authorities and experts (see Section 4.3.2).

732 (70)As radiological protection assumes, in the face of uncertainty, that the probability of
733 stochastic effects is proportional to exposure, the dilemma for individuals in the long-term
734 phase is to balance the effort and consequences of adopting self-help protective actions with
735 the residual radiological risks that might be present (see Section 2.2.2). Furthermore, there is
736 generally a limit to what individuals can achieve without unreasonably altering their
737 behaviour and restraining their desires. Such decisions can only be made with relevant
738 information about the radiological situation and access to measurements.

739 (71)Authorities and experts should facilitate processes to allow inhabitants and local
740 communities to define, optimise, and apply self-help protective actions, if they wish to do so,
741 by providing information, answering questions, and assisting in measurements and in
742 interpretation of the results. However, self-help protective actions may also be disruptive (e.g.

743 paying constant attention to food consumed and places visited in order to reduce internal and
744 external exposures).

745 (72) A strategy for protective actions should be prepared by authorities as part of national
746 preparedness and planning arrangements. These plans should take self-help protective actions
747 into account, including the conditions to enable such actions to be undertaken by the
748 inhabitants. Although it is difficult to predict the success of protective actions to reduce
749 exposure, and to ask the population to plan for such actions, the Commission recommends
750 that authorities should involve representative stakeholders in the preparation of these plans.

751 **2.3.3. Optimisation and the use of reference levels**

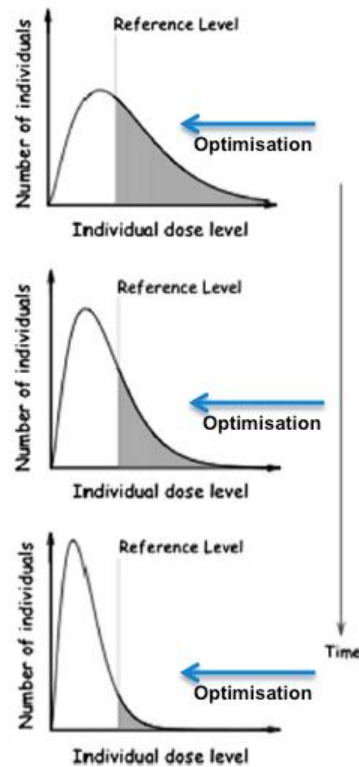
752 (73) For the protection of people in emergency and existing exposure situations, the
753 Commission recommends using reference levels to guide practical implementation of the
754 optimisation process. Reference levels, expressed in terms of individual effective dose (mSv),
755 are selected to scope the protection strategy, taking into account the distribution of individual
756 doses as well as economic and societal considerations characterising the situation. They
757 reflect the level of ambition to reduce and maintain exposure as low as reasonably achievable
758 in the given circumstances. The objective is to ensure that when implementing protective
759 actions, the range between the highest and lowest individual exposures is reduced, and all
760 exposures are kept as low as reasonably achievable below the reference levels, or at least
761 remain in the order of these levels.

762 (74) Experience has shown that reference levels were sometimes used during the
763 emergency response and the recovery process as dose limits. The Commission maintains its
764 position that reference levels are not regulatory limits that should not be exceeded, but are
765 values to guide the optimisation process. The reference level should primarily be selected to
766 identify the more highly exposed individuals, and thus may well be exceeded by some
767 individuals as the optimisation process begins or continues (see Annexes A and B).

768 (75) The use of reference levels in emergency and existing exposure situations is illustrated
769 in Fig. 2.3. This figure shows the evolution of the distribution of individual doses with time
770 as a result of natural processes and the implementation of protective actions. When the
771 optimisation process starts, a fraction of the exposures may be above the selected reference
772 level according to the ambition of the public authorities. The priority is then to identify the
773 most exposed people and reduce their exposure. Thus, over time, the number of people
774 receiving exposure above the reference level should decrease, and only a few people with
775 typical behaviours are likely to receive exposure exceeding the reference value. Eventually,
776 the dose distribution will be very narrow and the average exposure will be well below the
777 reference value.

778 (76) When conditions evolve and the dose distribution changes, it may be appropriate to
779 re-evaluate the reference level. As the number of individuals whose doses exceed or are close
780 to the reference level decreases, the reference level may be lowered to accompany the
781 improvement in the radiological situation. The Commission recommends that, to be effective,
782 the process of selecting and re-evaluating the value of the reference level should be adapted
783 to the circumstances and, in particular, should consider the distribution of individual
784 exposures. It is, therefore, not appropriate to use an a-priori fixed reference value. In addition,
785 the Commission recommends including, where feasible, the views of all relevant stakeholders
786 on the level of ambition to be achieved by selection of the reference level.

787



788
789
790
791
792

Fig. 2.3. Use of a reference level and evolution of the distribution of individual exposures with time as a result of implementing the optimisation process.

793
794
795
796
797
798
799
800
801
802
803
804
805
806
807

(77) To enable the selection of appropriate values for the reference levels, the Commission recommends ranges of values, taking into account considerations on the tolerability of risk for emergency and existing exposure situations. For the optimisation of protective actions during the emergency response, the Commission recommends that the reference level for restricting exposures of the affected population and the emergency responders should generally not exceed 100 mSv. This may be applied for a short period, and should not generally exceed 1 year. This is because, at doses of the order of a few hundreds of mSv, there is an increased likelihood of deterministic effects and a more significant risk of cancer (ICPR, 2007, Para. 236). Much lower levels may be appropriate for the response to events that would only result in low exposures. However, there may be situations where it is not possible to expect to keep all doses below or in the range of 100 mSv, such as in very severe accidents when high acute exposures can be received within minutes or hours, and when faced with taking actions under exceptional circumstances in order to prevent further degradation of the facility leading to catastrophic conditions, or saving human lives (see Annexes A and B).

808
809
810
811
812
813
814

(78) Early in an emergency, when the radiological situation on-site and off-site is still largely unknown and may be changing rapidly, it is appropriate to use the reference level of the scenario developed during the preparedness exercises that best matches the characteristics of the current accident. However, there is no guarantee that the situation will evolve as expected and that exposures will remain lower or of the same order (see Section 3). As such, during the intermediate phase when characterisation of the radiological situation progresses, it will be necessary to re-assess the situation and determine whether the reference level

815 should be adjusted. It should be noted that maintaining exposure below or in the range of 100
816 mSv effective dose is no guarantee of the absence of excess incidence of thyroid cancer in a
817 population when there has been intake of radioiodine. In case of a possible intake of
818 radioiodine, specific protective actions should be implemented (see Section 3.4.1.3).

819 (79)For the optimisation of protective actions during the recovery process, the
820 Commission recommends that the reference level for restricting the exposures of recovery
821 responders should not exceed 20 mSv per year on-site and off-site. This value, which
822 corresponds to the upper value of the 1–20-mSv per year band recommended for existing
823 exposure situations, is considered appropriate by the Commission for protection of
824 individuals directly involved in the remediation actions of the recovery process (see Section
825 4.2).

826 (80)For people living in long-term contaminated areas following the emergency response,
827 the Commission recommends that the reference level should be selected within or below the
828 Commission’s recommended 1–20-mSv band taking into account the actual distribution of
829 doses in the population and the tolerability of risk for the long-lasting existing exposure
830 situations, and would not generally need to exceed 10 mSv per year, with the objective to
831 reduce exposure progressively to levels on the order of 1 mSv per year. In *Publication* 111
832 (ICRP, 2009b), the Commission recommended selection of the reference level in the lower
833 portion of the 1–20-mSv band. The current recommendation, that the selected reference level
834 would not generally need to exceed 10 mSv, clarifies this position. As noted in Section
835 2.2.1.2, whole-body exposure on the order of 100 mSv can increase the number of cases of
836 cancer seen among exposed populations. The Commission considers that annual exposures of
837 the order of 10 mSv during the first years of the recovery process, added to exposure received
838 during the emergency response, could lead to total exposures greater than 100 mSv in a
839 relatively short period of time for some affected people. Therefore, it is not recommended to
840 select reference levels beyond 10 mSv per year when it is estimated that such exposures
841 could continue for several years, which may be the case once the recovery phase starts. In
842 addition, experience from Chernobyl and Fukushima has shown that for exposure levels of
843 the order of 10 mSv per year, it is difficult – given the multiple societal, economic, and
844 environmental negative consequences associated with the long-lasting presence of
845 contamination, and the numerous restrictions imposed on everyday life by the protective
846 actions – to maintain sustainable and decent living, working, and production conditions in
847 affected areas (see Annexes A and B).

848 (81)The Commission recommends that some types of protective actions should be
849 maintained during the recovery process as long as a significant proportion of the affected
850 population receive exposures above 1 mSv per year, a level that is close or similar to
851 exposure situations in non-affected areas (ICRP, 2009b, Para. 50). Depending on the accident
852 scenario, this could take several years, or even decades, because exposure of people living in
853 contaminated areas depends largely on their living conditions, which cannot be strictly
854 controlled, and it is therefore not possible to guarantee that all individual doses will be kept in
855 the range of 1 mSv per year in the long term. If radiological protection is implemented
856 appropriately, past experience has shown that, after a few years, the combined effect of
857 radioactive decay and protective actions will result in exposures below 1 mSv per year or in
858 the order of this level for a large majority of the people who live and work in areas where
859 they are authorised to reside. Only a small fraction of the population is likely to receive
860 higher exposures (of the order of a few mSv per year) (see Annexes A and B).

861 (82)For protection of the environment in emergency and existing exposure situations, the
862 Commission recommends the use of Derived Consideration Reference Levels (DCRL) to
863 prevent or reduce the frequency of deleterious effects on fauna and flora in affected areas.
864 DCRLs are defined in terms of a band of dose rates for reference animals and plants (RAPs)
865 within which there is likely to be some chance of deleterious effects for the considered RAP.

866 (83)In general, environmental impacts may not be an immediate priority during the early
867 phase of an accident, and there may be little easily accessible information on the specific
868 animals and plants concerned, resulting in the optimisation process being difficult to
869 implement rapidly. However, DCRLs may be useful in communicating the implications of
870 the situation to stakeholders, particularly in relation to environmental conditions where
871 humans have been removed from the area, and food chains leading to human exposure have
872 been discontinued. As the radiological situation becomes better characterised, these
873 environmental reference values may be of use in helping to understand the likely radiological
874 consequences of proposed protective actions on biota as part of the input into decision
875 making during the optimisation process. The environmental reference values will also have
876 value during emergency planning in order to help frame considerations of the potential
877 consequences of proposed protective actions in the different phases of the accident on the
878 environment. In this case, the DCRLs can be used to aid this process. If dose rates are within
879 or above a given DCRL, the Commission recommends that consideration should be given to
880 reduce exposures, assuming that the costs and benefits warrant further effort.

881

882

3. EMERGENCY RESPONSE

883 3.1. Characteristics of the early and intermediate phases

884 (84)The Commission recommends managing the emergency response to a large nuclear
885 accident in accordance with the radiological protection principles that apply to emergency
886 exposure situations. These situations, which are defined as resulting from a loss of control of
887 a source or from intentional misuse of a source, require urgent and timely actions in order to
888 avoid or mitigate undesirable exposure. Emergency exposure situations may be characterised
889 by one or more of the following features: significant uncertainty concerning current and
890 future status of the source or sources; uncertainty about pathways and exposures; rapidly
891 changing radiological and non-radiological conditions; and potentially very high exposures.
892 Emergency exposure situations arising from large nuclear accidents result in exposure of on-
893 site personnel within the facility, as well as off-site exposure of members of the public.

894 (85)An emergency exposure situation may be of very short duration (hours or days), or it
895 may continue for an extended period of time (weeks, months, or years). The accident may
896 involve one facility, multiple facilities at the same site, or multiple sites if significant external
897 events play a role. During the early phase, it is necessary to act promptly to reduce the impact
898 of the radioactive release to the environment. During the intermediate phase, the release is
899 brought under control progressively, and on-site, the radiological situation becomes better
900 characterised. Off-site, there is still uncertainty about exposures and the future for affected
901 areas. Therefore, the intermediate phase generally lasts longer off-site than on-site (see
902 Annexes A and B).

903 (86)For a large nuclear accident, the highest exposures will generally occur during the
904 early phase when the source is out of control. The Commission recommends that effort
905 should be made to avoid the occurrence of direct severe tissue/organ damage both on-site and
906 off-site. Planning to protect the public located in the area surrounding the nuclear power plant
907 should prioritise the prevention of these injuries over the reduction in stochastic health effects.
908 To be effective, urgent protective actions (e.g. evacuation, sheltering, iodine thyroid blocking,
909 restrictions on local food and water supplies) need to be implemented promptly. There is no
910 time to undertake detailed exposure assessments of the actual event in real time. It is
911 therefore necessary to determine, in advance, a set of internally consistent actions to be taken
912 promptly, and the geographic extent to which these actions should be applied (Callen et al.,
913 2017).

914 (87)Urgent protective actions taken before any significant release will avoid the
915 occurrence of direct serious injuries and will generally also prevent or significantly reduce
916 radiation exposures that would cause risks of cancer and heritable diseases (stochastic health
917 effects). Although such decisions are generally taken in situations of great, if not complete,
918 uncertainty, it is very important to consider aspects beyond radiological protection when
919 considering the benefit and harms/drawbacks of taking urgent protective actions. These
920 should include: physical factors for populations with special needs, such as medical patients;
921 psychological stress caused by urgent actions; social stress caused by evacuation plans that
922 do not attempt to keep family units together or in close proximity; and insufficient
923 information provision, even if information is simply an explanation of what is not known.
924 While difficult to balance radiological and non-radiological health effects against the benefits

925 of protective actions, planning should attempt to do so to assist decision makers in selecting
926 optimised protection strategies.

927 (88)The immediate use of preplanned protection strategies will be necessary with very
928 little information about exposures, and with very limited stakeholder involvement beyond the
929 emergency response authorities and those responsible for the site that is causing the
930 emergency. The inherently unpredictable nature of nuclear emergencies, and their tendency
931 to evolve rapidly, could result in situations that do not match the assumptions that were used
932 to develop the optimised protection strategies during the preparedness and planning stage.
933 Generally, decisions to modify the emergency plan during the course of an accident should
934 only be taken if the planned response proves to be significantly inappropriate, in which case
935 the new strategy should be justified and optimised.

936 (89)During the early phase, the Commission recommends that affected people should be
937 informed by all available channels, including radio, television, text messages, emails, and
938 social media. Information should be spread quickly and continuously regarding: what is
939 known; what is not known; reasons for the urgent protective actions taken; what will be done
940 to provide information updates; where to get more information; and what processes will be
941 used to gather and consider the views of those affected to inform decisions on the termination
942 of urgent protective actions.

943 (90)As more information on the radiological situation becomes available during the
944 intermediate phase, it may be prudent to modify the geographical or temporal spread of the
945 initial protective actions, and to introduce other less urgent protective actions. During this
946 phase, several key actions should be undertaken to characterise the exposure situation in
947 order to obtain adequate knowledge of where, when, and how people are exposed and will be
948 exposed in the future. This can be undertaken by gathering relevant information from
949 monitoring, sampling, and analysis. The characterisation enables informed planning and
950 implementation of longer-term protective actions, such as the establishment of detailed
951 environmental monitoring programmes, long-term health surveillance, development of
952 decontamination strategies, and plans for the long-term management of radioactive waste.

953 **3.2. Radiological characterisation**

954 **3.2.1. Exposure pathways**

955 (91)In the event of a large nuclear accident, exposures may be incurred by various
956 pathways, leading to external and/or internal exposures. External exposure results from
957 airborne radioactive material present in the plume discharged by the damaged installation,
958 and from radioactive material deposited from the plume on to the ground, buildings, clothing,
959 and skin. Internal exposure results from the inhalation of radioactive material from the plume
960 or resuspended from contaminated surfaces, from the ingestion of contaminated food and
961 water, and from inadvertent ingestion of radionuclides on the ground or objects.

962 (92)In the case of an accidental atmospheric release, it is likely that initial exposures will
963 be at a relatively high level due to the inhalation of short-lived radioactive products present in
964 the plume. This is usually followed by a time period lasting days or weeks when iodine
965 dominates internal exposure from direct contamination on crops and transfer to milk, and
966 external exposure from contamination deposited in the environment. During the intermediate
967 phase, external radiation is likely to become dominant, together with the long-term
968 contamination of foodstuffs by caesium.

969 (93)The pattern of deposition is dependent on the magnitude of the event, and on the
970 prevailing meteorological conditions at the time of the release, particularly wind direction
971 and any rainfall occurring during passage of the plume. For an extended release, wind
972 direction can be expected to vary over time. In the longer term, rainfall and weathering cause
973 redistribution of radionuclides in the soil and their further migration. Plant uptake of
974 radionuclides from soil varies according to the physical and chemical characteristics of the
975 soil (e.g. moisture and fertility), and generally decreases with time. The levels of deposition
976 may also vary greatly from one area to another. After the Chernobyl accident, surface
977 contamination varied by factors of up to 10–100 within the same village. Generally, in the
978 longer term, one or a few radionuclides will dominate as the principal contributors to both
979 human and biota exposure (see Annexes A and B).

980 (94)Radionuclide intake by humans may arise from consumption of vegetables, meat, and
981 milk from contaminated farms; fish from contaminated rivers and lakes; and wild berries and
982 mushrooms from contaminated forests. The transfer to animals and derived products will
983 depend on contamination of feeds and forages, and management techniques. There may be
984 considerable variation in intakes by the population over time depending on dietary habits,
985 while radionuclide concentrations in foods will depend on the types of soil and crops being
986 cultivated. Compared with agricultural lands, certain areas may show higher levels of transfer
987 to particular foods (e.g. berries and mushrooms in forests, and livestock grazing upland
988 pasture). Consumption of such foods may give rise to elevated intake in some individuals.

989 (95)Experience from past accidents indicates that there is the possibility of radiation
990 exposure from aquatic pathways due to the release of liquid radioactive material to the sea or
991 surface waters, deposition of radioactive material directly on to the sea or surface waters, and
992 from run-off into the sea or surface waters. For direct or indirect releases of radioactive
993 material into the sea, people can be exposed externally from radionuclides in the sea or sea
994 sediments. The doses from these pathways are not expected to make significant contributions
995 to the overall exposure. Among them, the transfer of radioactive material into seafood should
996 be considered as a possible primary source of internal exposure to the public.

997 (96)Non-human biota can receive both external and internal exposures. As with people,
998 external exposure results from airborne radioactive material present in the plume discharged
999 by the damaged installation, and from radioactive material deposited from the plume on to
1000 the ground and biota. Internal exposure results from the inhalation of radioactive material
1001 from the plume or resuspended from contaminated surfaces, from ingestion of contaminated
1002 water or lower trophic level plants and animals, and from inadvertent ingestion of
1003 radionuclides on the ground.

1004 (97)As with people, radionuclide contamination levels and composition will change
1005 spatially and over time, resulting in different exposure levels to biota. Understanding how
1006 specific biota of interest spend their time in contaminated areas may also be important, along
1007 with the size of the affected population.

1008 **3.2.2. Environmental and individual monitoring**

1009 *3.2.2.1. Environmental monitoring*

1010 (98)Environmental monitoring is required to provide an accurate picture of the
1011 radiological situation, both on-site and off-site. Predictions of exposure can be made using
1012 meteorological information, environmental monitoring data, and modelling. Sufficient
1013 meteorological stations should be available to characterise weather conditions in areas that

1014 might be of radiological concern (i.e. from close to the installation to surrounding areas
1015 where deposition may affect inhabited areas or agricultural land). Fixed and mobile
1016 radiological monitoring equipment can be used by trained operators to evaluate exposures
1017 with more precision. Radiation aerial monitoring also provides useful information on the
1018 degree and extent of environmental contamination in the case of widely affected areas.

1019 (99) In addition to environmental monitoring of ambient dose rates, measurements of
1020 radionuclide concentrations (particularly caesium and iodine) in air should be made. This
1021 type of information enables the estimation of internal exposure due to the inhalation of
1022 radioactivity. Concerns regarding internal and external exposures arising from deposited
1023 radioactive material in the environment require plans to measure soil surface concentrations
1024 as input to decisions on the implementation of both food and water restriction and extended
1025 protective actions (e.g. temporary relocation). The monitoring of soil, food, and water is
1026 likely to continue beyond the intermediate phase and into the long-term phase.

1027 (100) In the intermediate phase, detailed environmental monitoring is essential for
1028 understanding the radiological situation of widespread contaminated areas, and for
1029 terminating the urgent protective actions implemented during the early phase. As radioactive
1030 releases are brought to a halt and more detailed monitoring becomes possible in affected
1031 areas, the availability of environmental measurement data increases. In addition to the official
1032 measurements made by the organisations in charge of the emergency response, affected
1033 stakeholders will want to map their own radiological situation using radiological detectors
1034 that they have bought or those made available by local institutions (e.g. universities, local
1035 laboratories, etc.). Whilst data collection by stakeholders may start in the intermediate phase,
1036 it is likely to assume more importance during the recovery process. Resources should be
1037 preplanned to support such data collection by stakeholders, particularly by helping those
1038 affected to understand the relevance of such data to make their own protective decisions.

1039 3.2.2.2. *Individual monitoring*

1040 (101) In the early phase, triage is important to identify people who need care due to their
1041 level of exposure (decontamination, medical treatment), and those who only require health
1042 surveillance. These decisions will be based on limited monitoring information and will
1043 concentrate on the identification of those with an urgent need for treatment. In the first few
1044 hours, it will only be possible to perform initial screening measurements using, for example,
1045 hand-held monitors or portal monitors. Subsequently, more accurate measurements can be
1046 made with transportable in-vivo monitoring devices, such as whole-body counters and
1047 thyroid monitors. In the days that follow, in-vitro measurements of biological samples (e.g.
1048 radionuclides in urine, cytogenetic measurements of blood) can be made to determine
1049 exposures.

1050 (102) Thyroid dose monitoring in the early phase is important for children and pregnant
1051 women. Environmental monitoring cannot provide an accurate estimate of individual thyroid
1052 exposures. Therefore, a specific effort should be made to monitor radioiodine content of the
1053 thyroid rapidly in children (up to approximately 15 years old at time of exposure) and
1054 pregnant women in order to get realistic estimates of thyroid doses. Thyroid measurements
1055 can be made by trained and properly equipped personnel at evacuation centres and post-
1056 accident centres established for health surveillance. Given the 8-day half-life of iodine-131, it
1057 is important to make such measurements within a few weeks of exposure, ideally as soon as
1058 practical after exposure. The Commission recommends expressing thyroid exposure in terms

1059 of organ dose. Information on thyroid doses should be given to those who are measured, with
1060 a clear explanation of what the values may mean for the individual's health.

1061 (103) During the intermediate phase, a whole-body counter can be used to provide
1062 measurements of contamination inhaled or ingested by affected people on-site and off-site.
1063 This allows the assessment of internal exposure, which can help to identify pathways, mainly
1064 foodstuffs, deserving particular attention. Measurements of internal contamination in children,
1065 including babies, provide useful information to mothers for understanding their child's
1066 situation, and options for adjusting their diet (Hayano, 2014). Over time, important pathways
1067 of exposure can change, and this needs to be considered when prioritising people for whole-
1068 body counter measurements.

1069 (104) Measurement data should be collected centrally and made available as soon as
1070 possible to all relevant organisations in charge of management of the emergency response in
1071 order to assist them in making protective decisions. For the sake of accountability and
1072 transparency, the Commission recommends that this information should also be made
1073 available to members of the public, accompanied by clear explanations.

1074 (105) Medical monitoring programmes that are focused on people affected by a radiation
1075 emergency should consider two target groups: people who developed clinical conditions
1076 during the emergency; and people known to have been exposed but not showing any
1077 symptoms. Follow-up in the first group is aimed at diagnosis and treatment of long-term
1078 complications. Conversely, the main purpose of epidemiological follow-up in the second
1079 group is the detection of adverse effects or diseases that are potentially related to radiation
1080 exposure (e.g. cancer).

1081 **3.3. Protection of emergency responders**

1082 (106) Individuals who may be involved in the emergency response are diverse in terms of
1083 status: emergency teams (e.g. firefighters, police officers, medical personnel), workers
1084 (occupationally exposed or not), professionals and authorities, military personnel, and
1085 citizens who volunteer to help. The Commission considers that the term 'emergency
1086 responder' is appropriate to refer to all of these individuals. As the radiological situation
1087 generated by the accident has very little to do with the normal operating conditions of the
1088 installation, the exposure of the emergency responders should be managed as closely as
1089 possible to that of exposed workers, but in a specific way to take into account the fact that the
1090 source of exposure is no longer under control and that the working conditions are unusual.
1091 Given the wide range of exposures covered by the emergency response, a graded approach is
1092 required. Moreover, given the unpredictability of the situation resulting from an accident, this
1093 approach should be sufficiently flexible, while remaining cautious, to be effective. In order to
1094 organise the emergency response, the Commission recommends distinguishing between on-
1095 site (damaged installation) and off-site (affected areas) actions, and distinguishing between
1096 the two phases of the emergency (early and intermediate) for the management of emergency
1097 responders.

1098 **3.3.1. Protection of emergency responders during the early phase on-site**

1099 (107) The first responders to be involved on-site are workers from the damaged plant
1100 awaiting specialised emergency teams. Their role is to implement the initial actions to
1101 respond to the accident, stabilise the installation, and mitigate the off-site consequences. In

1102 undertaking these initial actions, there is potential for some of these individuals to receive
1103 high exposures. Although these responders are still under the responsibility of the operating
1104 management, the radiological situation is such that they can no longer be managed as in the
1105 planned exposure situation prevailing before the accident. The workers who are not involved
1106 in the response should be protected in the same way as the off-site population under the same
1107 circumstances, notably through evacuation or sheltering as well as iodine thyroid blocking, as
1108 appropriate. Those who are involved in the response should be managed as emergency
1109 responders, applying the principles of justification of decisions and optimisation of protection.
1110 Depending on the situation, other responders from outside are likely to join in support of the
1111 workers at the installation. This may include specialised emergency teams working under the
1112 responsibility of their own organisations, or other facilities workers acting under the
1113 responsibility of the management of the damaged installation. In some circumstances,
1114 military personnel may also be mobilised with a special status which falls within the military
1115 organisation.

1116 (108) The justification of decisions that may affect the exposure of emergency responders
1117 should be taken in light of the expected benefits in terms of avoidance or reduction of off-site
1118 population exposures and contamination of the environment. Overall, these decisions should
1119 aim to do more good than harm; in other words, they should ensure that the benefit for the
1120 individuals concerned and society as a whole is sufficient to compensate for the harm they
1121 cause to the responders. Given the uncertainties that characterise the state of the installation
1122 and the off-site environment, it is difficult to assess these benefits, and justification of
1123 decisions is inevitably based on value judgements by the operating management. As the
1124 radiological situation of the facility during the initial phase of the emergency situation is
1125 largely unknown and unstable, implementation of the optimisation of protection for the
1126 responders is complicated. Many actions are undertaken without being able to estimate a
1127 priori the consequences for the responders involved. Moreover, as the source causing
1128 exposure is largely or totally out of control, it is difficult to predict, with sufficient precision,
1129 the exposures that will be received by the responders, and to guarantee that the activity is
1130 within pre-established dose criteria. In such circumstances, the principle of application of
1131 dose limits is not suitable for the control of exposures of responders. Instead, the Commission
1132 recommends applying the principle of optimisation of protection using reference levels for
1133 managing individual doses. These reference levels should be selected according to the rapidly
1134 evolving characteristics of the situation and the type of responder. The Commission
1135 recommends that decisions concerning responders should be based on the full characteristics
1136 of the exposure situation, and in the context of other hazards that may also be present.

1137 (109) The Commission recommends that some workers in nuclear installations should be
1138 trained and prepared to participate in a dedicated emergency team under the responsibility of
1139 the operating management, either at each site or at national level. Participants of such a team
1140 should be fully aware of the radiation risks in the case of an accident, and should formally
1141 provide their informed consent. During the early phase of the emergency response, the
1142 Commission recommends using a reference level ≤ 100 mSv to control exposures. Exposures
1143 above that level would only be justified in exceptional circumstances in order to save lives
1144 and prevent further degradation of the facility leading to catastrophic conditions. Exposures
1145 of emergency responders should be assessed and recorded. Individual protective equipment
1146 should be used as necessary. Medical care and subsequent health surveillance (either for
1147 health, scientific, or reassurance purposes) should be provided as required, particularly in the
1148 case of exposures likely to induce deterministic effects. Pregnant women and young persons

1149 under 18 years of age should not be considered for teams of emergency responders operating
1150 on-site during the early phase.

1151 **3.3.2. Protection of emergency responders during the early phase off-site**

1152 (110) Several categories of emergency responders may intervene off-site during the early
1153 phase, including firefighters, police officers, rescue and medical staff, and military personnel.
1154 In some nuclear countries, dedicated teams have been established to deal with nuclear
1155 accidents. Workers with specific skills, such as bus drivers in the case of evacuation, elected
1156 representatives, and volunteers may also be involved. All these emergency responders are
1157 directly or indirectly under the responsibility of the response organisation. Their role is to
1158 support implementation of urgent protective actions for the population and the environment.
1159 The exposures they are likely to receive may be high, but less than on-site.

1160 (111) These emergency responders should be identified, either in advance (i.e. emergency
1161 teams) or just before their involvement (e.g. citizens, workers such as bus drivers). Members
1162 of emergency teams should be prepared and trained to work with radiation. For responders
1163 not identified in advance, who have not been trained, the Commission recommends that they
1164 should receive information on the tasks to be undertaken and the risks incurred, and the
1165 protection (e.g. any protective equipment) to be provided. These responders should intervene
1166 knowingly and with informed consent.

1167 (112) Some individuals at other facilities may need to stay at their work location,
1168 whatever the circumstances, in order to maintain the operation of vital facilities or networks.
1169 These workers may be treated as emergency responders. In particular, they should be
1170 identified, as much as possible, in advance, informed about what may be needed in the event
1171 of a nuclear accident, and trained to perform their work under appropriate protection.

1172 (113) For the protection of emergency responders off-site during the early phase of the
1173 emergency response, the Commission recommends using a reference level ≤ 100 mSv to
1174 control exposures according to the circumstances. As for on-site, exposure above the
1175 reference level off-site would be justified only under exceptional circumstances, such as the
1176 prevention of severe radiological consequences for the population or the environment, or to
1177 save human lives. The doses should be assessed and recorded for emergency responders on
1178 an individual basis, as much as possible. Medical care and subsequent health surveillance
1179 should be provided as necessary in the case of exposures likely to induce deterministic effects.
1180 Pregnant women and young persons under 18 years of age should not be considered for teams
1181 of emergency responders operating off-site during the early phase.

1182 **3.3.3. Protection of emergency responders during the intermediate phase on-site**

1183 (114) On-site, the intermediate phase of the emergency response starts when the source is
1184 declared stabilised by the authorities (with no more or just a few releases, and a limited risk
1185 of further source deterioration), and finishes when the source is declared secured and the
1186 radiological situation is sufficiently well characterised to allow work to start on dismantling
1187 the damaged installation under controlled working conditions. During this phase, workers
1188 from the plant or contractors are involved in characterising the situation and regaining control
1189 of the source. Both are under the responsibility of the operating management of the damaged
1190 installation, without prejudice of the responsibility of each employer. As the site is damaged,
1191 contaminated, and weakened, the working conditions may be unprecedented and difficult.
1192 Any error or unforeseen circumstance may result in a new state of emergency. However, the

1193 organisation of work and the management of exposures will be improving progressively. In
1194 such circumstances, workers are still considered as emergency responders, although
1195 management of their exposures is no longer the same as in the early phase.

1196 (115) The Commission recommends that any new worker entering the site should be
1197 identified, trained, and equipped for the task assigned, and must formally give their informed
1198 consent. Many of these workers are recruited for jobs which are not usually performed in the
1199 presence of radiation, such as civil engineering, and their stay in the damaged installation
1200 represents a small part of their working life-time. Their training should be adapted to the
1201 particular circumstances, and a special session may be organised by the operating
1202 management in order to overcome the lack of radiological protection culture. As these
1203 responders work in difficult and stressful conditions, specific attention has to be devoted to
1204 ensuring that they have decent working and housing conditions. The individual dose of any
1205 emergency responder should be monitored and recorded, and each responder should be
1206 informed about the exposure received.

1207 (116) As in the early phase, the Commission recommends the use of reference levels,
1208 adapted to the situation, up to 100 mSv per year, and does not consider that the application of
1209 dose limits is appropriate. The reference level may be reduced during the intermediate phase
1210 depending on the progress of regaining control of the source and exposure situation at the
1211 installation. Medical care and subsequent health surveillance should be provided as necessary.
1212 Pregnant women and young persons under 18 years of age should not be involved as
1213 emergency responders on-site during the intermediate phase.

1214 **3.3.4. Protection of emergency responders during the intermediate phase off-site**

1215 (117) Off-site, the intermediate phase starts when the urgent protective actions for
1216 protection of the population are lifted, and finishes when the exposure situation for the
1217 population and affected areas is sufficiently well characterised to allow the authorities to
1218 decide the future of affected areas. The main tasks to be performed during this phase are:
1219 characterisation of the radiological situation; setting up of infrastructures for radiological
1220 control of foodstuffs and health surveillance of the population; and decontamination of
1221 buildings and the environment. The individuals involved in these tasks are a mixed
1222 population of workers (occupationally exposed or not) and volunteers. The situation is still an
1223 emergency exposure situation, but the exposures of these responders can be relatively well
1224 controlled.

1225 (118) The Commission recommends organising protection for off-site responders in a
1226 manner that more closely resembles that used during routine activities. The responders
1227 involved should be registered and informed about the tasks and risks incurred (right to know).
1228 Their dose should be assessed, and the information should be communicated to interested
1229 responders, and kept, as far as possible, on an individual basis. The Commission recommends
1230 using a reference level ≤ 20 mSv per year to control individual exposures according to the
1231 circumstances. A lower reference level is recommended for responders off-site during the
1232 intermediate phase because there should be no need for higher exposures in the conduct of
1233 their activities. The reference level may be reduced during this phase if the radiological
1234 conditions evolve favourably.

1235
1236
1237
1238

1239
1240

Table 3.1. Reference levels for emergency responders.

	Emergency exposure situation	
	Early phase	Intermediate phase
On-site		
Dedicated teams (for radiological intervention) Emergency teams (fire, police, rescue, medical) Plant and outside workers	≤100 mSv* Exceptional circumstances [†]	≤100 mSv per year* May evolve with circumstances
Off-site		
Emergency teams		n/a
Skilled workers	≤100 mSv*	≤20 mSv per year*
Other responders	Exceptional circumstances [†]	May evolve with circumstances

1241
1242
1243
1244
1245
1246
1247

*Previously, the Commission recommended selection of reference levels in the band of 20–100 mSv for emergency exposure situations. The current recommendation recognises that the most appropriate reference levels may be lower than this band under some circumstances.

[†]The Commission continues to recommend to take all practicable actions not to exceed exposure in the order of 1 Gy to avoid severe deterministic effects for responders involved in exceptional circumstances during the early phase of the emergency response (ICRP, 2012a).

1248 **3.3.5. Management of emergency responder exposures**

1249 (119) In *Publication 103* (ICRP, 2007, Para. 236), the Commission explained that ‘At
1250 doses higher than 100 mSv, there is an increased likelihood of deterministic effects and a
1251 statistically significant risk of cancer. For this reason, the Commission considers that the
1252 maximum value for a reference level is 100 mSv incurred either acutely or in a year.
1253 Exposure above 100 mSv [...] would be justified only under extreme circumstances [...].’ As
1254 a consequence, the total exposure from all activities other than lifesaving or the prevention of
1255 further degradation of the facility into catastrophic conditions for an emergency worker
1256 should be guided by a reference level of 100 mSv for the duration of the emergency response.
1257 However, given the possibility of extremely difficult and unpredictable intervention
1258 conditions essential to regain control of the installations, particularly during the early phase,
1259 it is important to bear in mind that a very limited number of responders may receive
1260 exposures >100 mSv in total, or exceptionally in the range of a few hundred millisieverts.
1261 The Commission recommends that appropriate and sustainable medical surveillance should
1262 be provided for responders with exposures >100 mSv during the emergency response.

1263 (120) When an occupationally exposed worker is involved as a responder, the exposure
1264 received during the response should be accounted for and recorded separately from exposures
1265 received during planned exposure situations, and not taken into account for compliance with
1266 occupational dose limits (NCRP, 2018). Arrangements for dose records should ideally be
1267 made as part of the planning for a response, and should include agreement between the
1268 responsible authorities, operator, employers, and workers. Before returning to regular work,
1269 the responder should, as appropriate, receive a medical examination.

1270 (121) The Commission also recommends that emergency workers who wish to return to
1271 their normal activities and occupations when the emergency response is declared over, should

1272 not be prohibited from doing so. The decision should be taken by the authority responsible
1273 for the installation on a case-by-case basis after a detailed review of the history of the
1274 exposures received before and during the response to the accident, as well as a thorough
1275 medical examination.

1276 **3.4. Protection of the public and the environment**

1277 **3.4.1. Protective actions for the early phase**

1278 *3.4.1.1. Evacuation*

1279 (122) Evacuation represents the rapid, temporary removal of people from an off-site area
1280 to avoid or reduce short-term radiation exposure from all exposure pathways that could be
1281 sufficiently high to result in severe tissue/organ damage (tissue reactions) and a high risk of
1282 cancer and heritable diseases (stochastic health effects). It is most effective in terms of
1283 avoiding radiation exposure if it can be taken as a precautionary action before there is any
1284 significant release of radioactive material.

1285 (123) Evacuation is a short-term protective action and its continuation should be justified
1286 by a continuing hazard. Such hazard might be the failure to control the source of the release,
1287 a significant risk of a further accident or release, or persistence of an elevated radiation
1288 exposure level in the environment. Generally, evacuation is not recommended for a period
1289 longer than 1 week. If the radiological conditions require the continued absence of people for
1290 a longer period of time, the action should be considered as temporary relocation and be
1291 justified and optimised accordingly.

1292 (124) Past experience has revealed that evacuations are effective and occur frequently in
1293 response to emergencies involving natural and man-made hazards. However, evacuation can
1294 be inappropriate for certain populations, such as patients in hospitals and nursing homes, as
1295 well as elderly people, if it is not well planned (Tanigawa, 2012). Experience has also
1296 indicated that spontaneous and/or voluntary evacuation may occur whether or not formal
1297 advice to evacuate has been given. Authorities should consider the negative and positive
1298 aspects of such self-initiated evacuation of people when carrying out emergency planning.

1299 (125) Once populations have been evacuated from areas, decisions will need to be made
1300 regarding their resettlement, as evacuation areas are usually only equipped for short-term
1301 accommodation, such as in public buildings. Depending on the radiological circumstances in
1302 evacuated areas, evacuated populations may be allowed to return home quickly or may be
1303 temporarily relocated for a further period.

1304 (126) The Commission recommends that those authorities in charge of the emergency
1305 response, together with the evacuees and the authorities and professionals of the concerned
1306 communities, should be closely involved in the complex decision-making processes
1307 regarding returning to the evacuated area. This should be conducted in a transparent manner,
1308 on the basis of all available information on the radiological situation, the living conditions in
1309 the areas for which a return is envisaged, and the social and economic issues of being
1310 displaced for a long period of time.

1311 *3.4.1.2. Sheltering*

1312 (127) Beyond the geographic limits of evacuation zones, some groups will also require
1313 urgent protective actions to reduce their exposures in case of the possible passage of an
1314 airborne radioactive plume above their homes. These groups will be recommended to shelter
1315 by remaining indoors, sealing windows and doors if possible, and awaiting further
1316 instructions. An order or a recommendation to evacuate could follow sheltering if the
1317 radioactive deposits following passage of the plume result in high exposures.

1318 (128) Solidly constructed buildings can significantly reduce exposure to an airborne
1319 plume and attenuate radiation from radioactive material deposited on the ground. However,
1320 the sheltering of residents beyond the geographic limits that have already been ordered to
1321 evacuate may not be sufficient to prevent potential serious health effects, and should be
1322 undertaken in conjunction with iodine thyroid blocking if possible. Sheltering is easy to
1323 implement but, in most cases, cannot be carried out for a long period of time. Therefore,
1324 monitoring should be performed promptly wherever sheltering is in place in order to locate
1325 and evacuate people from areas of high risk.

1326 (129) For certain facilities where evacuation is not the best option for protection (e.g.
1327 health facilities with elderly people or patients in a critical condition), sheltering may be the
1328 preferable action during the early phase of an accident response, at least until proper
1329 arrangements have been made for these individuals. The staff that remain in the facilities to
1330 take care of the sheltered people need to be trained and equipped as emergency responders
1331 during the emergency preparedness process. These voluntary staff, who need to provide their
1332 informed consent at the end of their training, should be informed, in real time if possible, of
1333 the evolution of the radiological situation, and equipped to take measurements and
1334 appropriate protective actions if necessary.

1335 *3.4.1.3. Iodine thyroid blocking*

1336 (130) Iodine thyroid blocking is based on the administration of a compound of stable
1337 iodine (usually potassium iodide) to prevent or reduce exposure to the thyroid due to
1338 inhalation and ingestion of radioactive iodine by saturating the thyroid with non-radioactive
1339 iodine. As stable iodine is only of benefit in protecting the thyroid against radioactive iodine,
1340 it should be accompanied by sheltering or evacuation. The effectiveness of stable iodine for
1341 thyroid blocking depends on its timely administration. Taking stable iodine shortly before or
1342 at the time of exposure to radioactive iodine offers the most effective protection. If stable
1343 iodine is administered too early or too late, the thyroid is less likely to be protected
1344 effectively. If stable iodine is administered at the time of exposure to radioactive iodine, the
1345 effectiveness of thyroid blocking is more than 90%. If taken 4 h after exposure, protection is
1346 reduced by half, and after 24 h, the administration of stable iodine provides no protection.
1347 Although its effectiveness decreases with time, a single administration of stable iodine is
1348 usually sufficient for adequate protection for 24 h. As the uptake of radioactive iodine may
1349 increase the risk of thyroid cancer, particularly at young ages, the administration of stable
1350 iodine during the early phase is particularly important for pregnant women and children.

1351 (131) Due to the short time available, distribution of stable iodine may present a practical
1352 problem, especially if large population groups are concerned. Therefore, national authorities
1353 should give careful consideration to the most effective way to ensure the availability of stable
1354 iodine to potentially affected populations, including predistribution. At the dosage
1355 recommended by the World Health Organization (WHO, 2017), the overall benefits of

1356 thyroid blocking with potassium iodine during the emergency response will outweigh the
1357 risks of side effects in all age groups. Adverse effects of potassium iodine on thyroid function
1358 are more common in individuals with pre-existing thyroid disorders other than cancer. These
1359 disorders are more common in older adults and the elderly than in children and young adults.

1360 *3.4.1.4. Decontamination of people*

1361 (132) Personal decontamination is the complete or partial removal of radioactive material
1362 from a person by a deliberate physical, chemical, or biological process. Urgent personal
1363 decontamination may be advised to reduce exposures to external radiation from
1364 contamination on skin or inadvertent ingestion of such contamination. This measure may be
1365 particularly useful for protecting emergency responders. It is unlikely that individual
1366 decontamination will be required outside the area in which evacuation has been advised.
1367 Evacuation of a group of people should not be delayed by action to decontaminate individuals.

1368 *3.4.1.5. Precautionary restrictions of foodstuffs*

1369 (133) Ingestion of contaminated food may be an important exposure pathway soon after
1370 the accident for people residing in affected areas. It may also be of great concern to
1371 consumers outside the area, who fear that contaminated products from these areas will be
1372 placed on the market. Therefore, it is prudent to take actions as soon as possible in the early
1373 stage of the emergency to protect people and the image of the products. Protective actions at
1374 this stage can include: preventing contamination of feed and livestock; and banning or
1375 restricting consumption of agricultural, fishery, hunting, and gathering products, and water, in
1376 potentially affected areas. Control of all food products leaving affected areas may be
1377 necessary, and this control may take a few days to implement. In the event of banning or
1378 restriction of the consumption of foodstuffs from affected areas, authorities should ensure the
1379 supply of non-contaminated water and foodstuffs to affected people, including responders
1380 dealing with the event.

1381 (134) Control of the radiological quality of milk, which is an important part of the diet of
1382 children in most countries, is particularly important during the early phase of an accident
1383 because it is a potential source of thyroid exposure from radioactive iodine. Where such
1384 restrictions are needed, the population should be instructed not to drink milk from cows or
1385 goats that have been grazing on potentially contaminated pasture. In addition, they should be
1386 instructed not to eat fresh vegetables, fruit, or other food that may have been outside during
1387 the release and thereby contaminated.

1388 **3.4.2. Protective actions for the intermediate phase**

1389 *3.4.2.1. Temporary relocation*

1390 (135) Experience from the Chernobyl and Fukushima nuclear accidents has demonstrated
1391 that releases can result in very complex deposition patterns that require consideration of
1392 temporary relocation. Temporary relocation is the planned removal of people for an extended
1393 period of time (e.g. weeks, months, or several years depending on the characteristics and
1394 extent of the contamination) to avoid doses from radioactive material deposited on the ground
1395 or resuspended, or where essential food and water is significantly contaminated and cannot be
1396 replaced easily. Temporary relocation involves the movement of people either from short-

1397 term reception centres or directly from their homes to temporary accommodation that can
1398 meet all of their basic needs and where living conditions can be properly supported.

1399 (136) The physical risks associated with temporary relocation are relatively small
1400 compared with those for evacuation, as the action can be undertaken in a controlled manner,
1401 whereby there would be time to work with each household, allowing for them to move out
1402 gradually. Temporary relocation is, however, associated with psychological effects. Several
1403 studies carried out after the Fukushima accident showed significant increases in the incidence
1404 of depression and post-traumatic stress disorder among relocated residents of Fukushima
1405 Prefecture (Oe et al., 2017; Ohto et al., 2017).

1406 (137) The maximum period of time that temporary relocation can be tolerated depends on
1407 a range of social and economic factors. For example, there might be increasing discontent
1408 with temporary accommodation, or simply the desire to establish settled social patterns back
1409 home. Conversely, there may be concerns about returning home, such as lack of employment
1410 opportunities; need to repair or reconstruct abandoned houses; insufficient infrastructure such
1411 as schools, hospitals, and shops; and persistent concerns about radiation.

1412 3.4.2.2. *Foodstuff management*

1413 (138) In the intermediate phase, radiological characterisation of food production and its
1414 potential evolution depending on season, radionuclides, environmental characteristics, etc.
1415 will allow the definition of a more detailed and adapted strategy for foodstuff management.
1416 For this purpose, it is also necessary to assess the overall impacts on the life of local
1417 communities (e.g. agricultural, cultural, image, societal, economic considerations). Once the
1418 characterisation is sufficiently advanced for the authorities to have a relatively good
1419 understanding of the overall situation, the Commission recommends that radiological criteria
1420 should be based on directly measurable levels of radionuclides in foodstuffs (expressed as Bq
1421 kg^{-1} or Bq L^{-1}). The radiological monitoring of foodstuffs, based on these criteria, is key to
1422 facilitate their exchange inside and outside affected areas, while guaranteeing protection of
1423 the people.

1424 (139) The Commission acknowledges that fixing such radiological criteria is complex and
1425 requires appropriate implementation of the optimisation principle to balance the apprehension
1426 of people to consume products that may be contaminated, even at very low levels, with the
1427 desire to maintain agricultural activities in affected areas. All of the relevant stakeholders
1428 need to be involved in setting the radiological criteria: authorities, farmers' unions, food
1429 industry, retailers, non-governmental consumer groups, and representatives of the general
1430 population (Kai, 2015). In-depth debate at national level is needed to maintain a degree of
1431 solidarity in the country.

1432 (140) Guideline levels have been developed by the Codex Alimentarius Commission for
1433 use in international trade (FAO/WHO, 2006). These levels are based on a dose criterion of 1
1434 mSv per year assuming that a maximum of 10% of the diet consists of contaminated food.
1435 The assumptions may not be valid for some local communities; hence, the radiological
1436 criteria for foodstuffs may be set below the Codex guideline levels. Conversely, if the
1437 contamination only affects a small part of the diet, the radiological criteria may be set to
1438 higher values. Higher radiological criteria may also be set to preserve local production, which
1439 may be deeply embedded in traditions or which may be essential to the economy of the entire
1440 community. Such decisions must be taken in close co-operation with the local stakeholders,
1441 as was the case in Norway with reindeer meat produced by the Sami population after the
1442 Chernobyl accident (Skuterud et al., 2005).

1443 (141) Consequently, the radiological criteria for foodstuffs set for managing the local
1444 situation may be specific and different from those adopted for international trade. Those for
1445 managing the local situation will most likely evolve as the prevailing circumstances change
1446 and the radiological quality of foodstuffs improves.

1447 (142) In the intermediate phase, the radiological quality of foodstuffs can be improved by
1448 many protective actions that aim to reduce the transfer of radionuclides in the food chain
1449 from farm to fork (Nisbet et al., 2015). These actions include, for example, removal of topsoil,
1450 ploughing and chemical treatment of soils, provision of clean feed or feed additives to
1451 livestock, and industrial-scale food processing to remove contamination. The actions selected
1452 will depend on the physical and chemical properties of the radionuclides released, season of
1453 the year, and the types of land use affected (Bogdevitch, 2012).

1454 (143) In addition to foodstuff management, water supplies should be monitored regularly
1455 during the intermediate phase to verify that there is no progressive accumulation of
1456 contamination following run-off in affected areas.

1457 *3.4.2.3. Management of other commodities*

1458 (144) Commodities other than foodstuffs may also be contaminated following a nuclear
1459 accident, such as contamination of cars and buses used for transporting evacuees. Although
1460 the contamination of commodities may not be a significant exposure pathway, it will be
1461 viewed as important by the stakeholders, and the commodities may need to be managed. The
1462 type of management will depend on the level of contamination, type of commodity, number
1463 of commodities, and circumstances of use.

1464 *3.4.2.4. Decontamination of the environment*

1465 (145) While the removal of contamination from surfaces and soils can be very effective to
1466 reduce exposure, it has the potential to lead to the production of contaminated waste, often in
1467 large quantities. Appropriate characterisation, segregation, temporary storage (potentially
1468 long-term), and disposal routes are needed for contaminated waste. Such removal of
1469 contamination also poses the potential for significant damage to the environment itself.

1470 (146) The decontamination of buildings (public and private), roads and paved areas, open
1471 spaces, recreational areas, and agricultural land will start during the intermediate phase and,
1472 depending on the size of the areas affected, may continue into the recovery process. Priority
1473 should be given to places where people spend their time and exposures are at their highest.
1474 For these decontamination actions, the Commission recommends applying the principle of
1475 optimisation, taking into account the expected reduction in exposure and the associated
1476 economic, societal, and environmental impacts, to ensure that negative consequences do not
1477 outweigh the intended benefits. Therefore, development of the decontamination strategy
1478 should be carried out in close consultation with the affected population.

1479 *3.4.2.5. Management of business activities*

1480 (147) As mentioned above (see Section 2.2.4), the economic activities of different
1481 companies are affected by a nuclear accident. During the intermediate phase, companies
1482 located in the vicinity of the damaged nuclear installation may need to establish protective
1483 actions, such as organising the management of their employees and families living in affected

1484 areas, setting up dedicated actions to preserve their activity in contaminated areas or to
1485 transfer it outside these areas, and ensuring the radiological monitoring of their products.

1486 (148) The first step relies on characterisation of the radiological situation for companies
1487 that are not familiar with radiation protection issues. The support of experts and adequate
1488 guidelines, including radiological criteria, are required to provide the general framework and
1489 identify the exposure pathways associated with occupational activities in the post-accident
1490 context.

1491 (149) Depending on the level of contamination, some economic activity could be
1492 maintained in affected areas, with or without specific decontamination of the site. In any case,
1493 the employers would have to ensure an adequate environment for their staff and production,
1494 inside or outside the affected areas, and to take care of the possible evolution of
1495 contamination.

1496 (150) Chronic exposure to employees may arise from economic activity maintained in
1497 affected areas as well as at home. Apart from particular cases, these employees are not meant
1498 to be considered as occupationally exposed. However, it may be relevant to implement a
1499 monitoring programme for themselves and possibly for their families. This monitoring
1500 programme should cover the different exposure pathways, both in the workplace and at home.

1501 (151) Following a nuclear accident, a large number of producers would be challenged by
1502 the presence of radioactivity. The producers would have to demonstrate that their products
1503 are not affected by the contamination, notably for export. In some cases, the products or the
1504 activities themselves could be affected (e.g. quarries, forest activities, tourism), so a decision
1505 will need to be made about whether or not to maintain the activity, in addition to the potential
1506 implementation of protective actions to maintain exposures as low as reasonably achievable.

1507 (152) For economic activities in affected areas, in order to ensure protection for workers,
1508 their families, and consumers, there is a need to develop a radiological protection culture and
1509 implement dialogue processes involving different stakeholders.

1510 **3.5. Preparation for the long-term phase**

1511 **3.5.1. Termination of protective actions**

1512 (153) Protective actions implemented during the emergency response should be
1513 withdrawn when they have achieved their desired effect, or when their continued application
1514 is no longer justified (i.e. will cause more harm than good in the broadest sense). Sheltering
1515 and evacuation during the early phase should normally be withdrawn once official
1516 confirmation has been issued that the radioactive releases have stopped and that further
1517 unplanned releases are unlikely. However, experience shows that, in practice, the lifting of
1518 emergency protective actions is a difficult task that raises many problems. Withdrawal of
1519 emergency protective actions is resource intensive, and requires co-ordination and support of
1520 various teams in charge of assisting affected people and characterisation of the radiological
1521 situation off-site. It also requires effective communication mechanisms, provision of medical
1522 services, and the implementation of decontamination actions if required.

1523 (154) Sheltering for periods of more than 1 or 2 days is difficult to maintain without
1524 significantly affecting the well-being of the sheltered population. Issues such as the need to
1525 receive medical attention or to obtain medical supplies, the need for farmers to look after
1526 their livestock, or simply the legitimate desire of families to be together may create delicate
1527 situations and generate stress. If the radioactive releases from the damaged facility last for

1528 several days, the confinement of people inside buildings becomes untenable to maintain, and
1529 authorities have to organise evacuation of the people concerned. In this case, evacuation
1530 should be undertaken while the radioactive releases continue, and special protective actions
1531 should be taken to reduce external and internal exposures of evacuees as much as possible.
1532 This is a delicate operation that requires development in advance during the preparedness and
1533 planning stage.

1534 (155) Due to the relatively short timescales involved, the lifting of sheltering is likely to
1535 be carried out without significant involvement of stakeholders, although a mechanism for
1536 communicating with those who are sheltered is essential. The withdrawal of sheltering in its
1537 simplest form would be a return to normal living conditions, whereby people are able to
1538 ventilate their properties and go outside to undertake their day-to-day activities without
1539 radiological restriction. However, before this can happen, monitoring information is required
1540 to determine whether exposures from external irradiation or inhalation of resuspended
1541 material from ground deposits are likely to be of radiological concern once sheltering is lifted.
1542 The mobilisation and deployment of sampling and measurement teams take time, and it is
1543 essential to establish priorities considering the individual situations. If it is not possible to be
1544 confident that the radiological situation supports the lifting of sheltering in a reasonable
1545 timeframe, consideration should be given to a well-planned evacuation of any group for
1546 whom continuing sheltering may pose unacceptable or inadequately defined risks.

1547 (156) Evidence from past accidents suggests that the initial evacuation during the early
1548 phase may need to be followed by the implementation of further evacuation or relocations
1549 (see Annexes A and B). This is the case when characterisation of the radiological situation
1550 initiated at the end of the releases reveals heavily contaminated areas outside the initial
1551 evacuation zone, and authorities have to order an evacuation or relocation of the inhabitants
1552 of these areas to prevent high exposures. Depending on the levels of contamination in
1553 evacuated areas, the authorities may decide to temporarily relocate the evacuated populations
1554 until more detailed characterisation of the areas and decontamination measures are taken to
1555 lower the exposure levels. In cases when the exposure levels are so high as to preclude
1556 sustainable living conditions in a reasonable period of time, authorities may decide to relocate
1557 the population permanently.

1558 (157) Advising people who have been evacuated or temporarily relocated that they are
1559 allowed to return home requires an assessment of their future exposures and the associated
1560 risks. These assessments should be based on measurements of exposure rates and
1561 environmental contamination, predictions on the evolution of individual exposures, and
1562 capability to improve the radiological situation. Environmental monitoring data coupled with
1563 realistic modelling can be used to predict future exposure to adults and children who intend to
1564 return to the affected area. In order to decide whether or not to return to the affected area,
1565 evacuees will need to know the expected magnitude of their exposure; the degree to which
1566 these exposures may be further improved; and if sustainable living conditions, including
1567 respectable lifestyles and livelihood, will be possible.

1568 (158) The Commission recommends that a functioning physical infrastructure, capable of
1569 addressing the health and well-being needs of the evacuees, should be available before their
1570 return. With this in place, individuals have a basic right to decide whether or not to return. All
1571 decisions about whether to remain in or leave an affected area should be respected and
1572 supported by the authorities, and strategies should be developed for resettlement of those who
1573 either do not want or are not permitted to move back to their homes.

1574 (159) The Commission also recommends that all stakeholders should be closely involved
1575 in the decision-making processes for the lifting of emergency protective actions. However,
1576 due to the relatively short timescales involved, the lifting of sheltering is likely to be carried
1577 out without significant involvement of stakeholders, although a mechanism for
1578 communicating with those who are sheltered is essential. Decisions on allowing evacuees and
1579 those who have been temporarily relocated to return to their homes will involve a more
1580 extensive dialogue with the affected people and the authorities and professionals in their
1581 communities. As well as information about the accident and its potential radiological
1582 consequences, it is important to provide inhabitants with full details about the living
1583 conditions they will face if they choose to return to their homes. They are entitled to expect
1584 the support of experts in radiation protection and access to appropriate medical services to
1585 meet their concerns (Miyazaki, 2017).

1586 **3.5.2. Decision about the future of affected areas**

1587 (160) If the level of residual contamination in affected areas is such that sustainable health,
1588 societal, economic, and environmental conditions cannot be achieved through protective
1589 actions, the authorities may not allow populations, previously subject to evacuation or
1590 temporary relocation, to return to their homes. The decision to prohibit return to these
1591 affected areas should be justified with due recognition of the gravity, and the irreversible
1592 nature for some people, of such a difficult decision. For affected areas with a lower level of
1593 contamination, the authorities may decide to allow people to stay or return to their homes and
1594 to live there permanently given the expected levels of exposure and the ability to recover
1595 sustainable and decent living conditions in a reasonable timeframe. Such decision should be
1596 duly justified based on all the information available concerning the radiological situation, and
1597 the state of infrastructure and services in these areas.

1598 (161) The decision to allow evacuated people to return may be accompanied by the
1599 authorities setting a radiation protection criterion above which it is mandatory to relocate the
1600 population permanently, and below which inhabitants are allowed to stay subject to the
1601 implementation of protective actions to maintain and possibly improve the radiological
1602 situation resulting from the emergency response. The Commission does not recommend any
1603 specific value for this radiation protection criterion. If any is selected, it should be consistent
1604 with the guidance concerning the management of existing exposure situations (see Section 4).
1605 The decision on permanent relocation should be taken by the authorities on a case-by-case
1606 basis, taking into account the current level of exposure, the level foreseen in the near future
1607 following protective actions, and the conditions and means to maintain sustainable societal
1608 and economic living conditions of the affected population in contaminated areas.

1609 (162) If a radiological protection criterion is selected to allow people to live in affected
1610 areas, selection of this criterion, and selection of the initial reference level for implementing
1611 the optimisation of long-term protective actions in these areas, should be discussed and
1612 decided together to ensure consistency.

1613 (163) Clearly, it is not easy for a government and its people to make a decision to
1614 permanently (or at least for the foreseeable future) remove people from an area and to forbid
1615 its use. As such, the radiological, health, social, economic, and political implications of this
1616 will need to be discussed in a broad and transparent fashion before a decision is reached.
1617 Generally, radiological considerations would be used to delineate the boundary of such areas,
1618 although existing geographic or jurisdictional boundaries may also be considered for social
1619 reasons.

1620 **3.5.3. Moving from the emergency response to the recovery process**

1621 (164) The end of the emergency response and the beginning of the recovery process after
1622 a nuclear accident are substantiated by the decision by the authorities to allow people to live
1623 permanently in affected areas, if they so desire. The Commission recommends that this
1624 decision should be taken in close consultation with representatives of the local communities
1625 and all other stakeholders when the following conditions and means, at least, are met.

- 1626 • Characterisation of the radiological situation of the environment, foodstuffs, goods, and
1627 people in affected areas is sufficiently well achieved to allow effective decisions to be
1628 taken to protect people and the environment, and to improve living conditions.
- 1629 • Responsibilities of the authorities responsible for managing the emergency response have
1630 been transferred to local level. This transfer should be transparent and understood by all
1631 relevant stakeholders.
- 1632 • A system for radiological monitoring of the environment and measurement of individual
1633 external and internal doses has been established, as well as a health evaluation and
1634 monitoring system, including appropriate mechanisms for collecting, storing, and using
1635 data.
- 1636 • Appropriate mechanisms have been put in place to involve affected people, who are
1637 willing to do so, in assessing and improving their radiological situation and that of their
1638 communities with the support of local authorities and professionals.

1639

1640

4. RECOVERY PROCESS

4.1. Characteristics of the long-term phase

1642 (165) The recovery process begins on-site when the authorities in charge of the
1643 emergency response consider that the damaged facility is secured. Off-site, the recovery
1644 process begins when the authorities have made their decisions concerning the future of
1645 affected areas, and have decided to allow residents, who wish to do so, to stay permanently in
1646 these areas. These decisions mark the beginning of the long-term phase, which the
1647 Commission regards as an existing exposure situation, to be managed with application of the
1648 principles of justification of decisions and optimisation of protective actions with reference
1649 levels.

1650 (166) Experiences from Chernobyl and Fukushima have shown that beyond the
1651 consideration of radiological aspects, recovery after a large nuclear accident is a complex
1652 process in which all dimensions of individual and community life are involved and
1653 interlinked. These two extremely socially disruptive accidents clearly demonstrated that
1654 management of the long-term phase based solely on principles and criteria of radiological
1655 protection was not sufficient to respond to the challenges faced by individuals and
1656 communities in affected areas. Such management is insufficient to rehabilitate the living
1657 conditions of the inhabitants, and experience has shown that it also causes unnecessary
1658 divisions that can affect individual well-being and the quality of life of affected communities
1659 (Ando, 2016). Thus, while radiological considerations are an essential input to the recovery
1660 process, they should be used as appropriate for rehabilitation of the living conditions of
1661 affected individuals and communities.

1662 (167) As in most existing exposure situations, the level of exposures of people residing in
1663 affected areas is largely driven by their individual behaviour, which generally results in a
1664 very heterogeneous distribution of individual exposures. The range of exposures may be
1665 affected by many factors including:

- 1666 • location of home and work with respect to contaminated areas;
- 1667 • profession or occupation, and therefore time spent and work undertaken in particular
1668 areas affected by contamination; and
- 1669 • individual habits, particularly the diet of each individual, which could be significantly
1670 dependent on his/her socio-economic situation.

1671 (168) Experience has shown that large differences in levels of exposure may exist
1672 between neighbouring villages, within families in the same village, or even within the same
1673 family according to diet, lifestyle and habits, and occupation. These differences generally
1674 result in a skewed dose distribution where a few individuals receive a larger exposure than
1675 the average. It must be remembered that the reference level will apply to these few
1676 individuals, while the majority of people will be substantially below the reference level.

1677 (169) For the sake of controlling exposure in long-term contaminated areas, different
1678 exposed groups of populations may need to be considered. Generally, the typical population
1679 groups are:

- 1680 • the rural population – farmers or families with small holdings who reside and work in
1681 affected areas, and are assumed to derive some of their food from locally grown
1682 products; and

1683 • the urban population – people who inhabit houses constructed in a built-up area, and who
1684 generally derive the majority of their food outside the affected area.

1685 (170) People working in affected areas are generally in the same situation as the general
1686 population. However, some groups of workers may be involved in activities that will increase
1687 their exposure, such as foresters and employees of sawmills in a forest region, and recovery
1688 responders (i.e. people involved in the response to the situation during the recovery process).

1689 (171) People residing, working, or eventually settling down in affected areas should be
1690 duly informed about the radiological situation. They should receive adequate support from
1691 authorities and experts, not only to ensure adequate protection against the potential health
1692 consequences of the radiation, but also to guarantee sustainable living and working
1693 conditions, including respectable lifestyles and livelihoods.

1694 (172) It is the government's responsibility to provide relevant guidance to the population
1695 on how to protect themselves, and the conditions, means, and resources for implementing this
1696 protection effectively. Hence, the government, or the responsible authority, together with the
1697 stakeholders, will need to constantly evaluate the effectiveness of the protective actions in
1698 place, including self-help protective actions carried out at community or individual levels, in
1699 order to provide adequate support on how to ensure long-term protection and further improve
1700 the situation.

1701 **4.2. Protection of recovery responders**

1702 (173) During the long-term phase on-site, the recovery process aims to dismantle the
1703 damaged installation, including management of the corresponding waste. The exposure
1704 situation is characterised and the source is mostly under control, although unforeseen
1705 situations may occur at any time. For the management of recovery responders on-site, the
1706 Commission recommends setting a reference level ≤ 20 mSv per year, and applying the
1707 requisites for occupational exposure, as relevant. Many recovery responders are recruited for
1708 jobs which are not usually performed in the presence of radiation, such as civil engineering
1709 works; therefore, their training should not only include basic information on radiation risk
1710 and radiological protection principles, but also on the particular working conditions in which
1711 they will have to work. The Commission recognises that unexpected circumstances in the
1712 environment at the damaged facility may challenge the reference level. In that case, great care
1713 is needed when preparing and conducting the work in order to keep exposures as low as
1714 reasonably achievable.

1715 (174) Off-site, the tasks to be undertaken by responders during the recovery process aim
1716 to continue and complete the cleaning and decontamination of buildings and the environment
1717 initiated during the emergency response. They are also involved in supporting the
1718 implementation of long-term protective actions to maintain and/or reduce exposures, and to
1719 improve the living conditions of people residing and working in affected areas. The exposure
1720 situation is well characterised and the exposures are generally lower than on-site. As in the
1721 intermediate phase, many groups of people may be involved in implementation of protective
1722 actions, including the residents themselves. The Commission considers that the exposure of
1723 these residents should be considered as public exposure, and should be managed using the
1724 same requisites as for the general population.

1725 (175) For workers involved in cleaning or decontamination operations, and the
1726 implementation of protective actions in the long-term phase, the Commission recommends an
1727 approach commensurate with the level of exposure and adapted to the prevailing

1728 circumstances. When protective actions are implemented in a restricted area where exposures
1729 may be higher (not open to the public), it is recommended to treat the exposures using a
1730 reference level ≤ 20 mSv per year. However, when protective actions are implemented in
1731 areas of lower exposure, such as in public areas, the Commission recommends that the
1732 reference level should be within the 1–20-mSv per year band, and would not generally need
1733 to exceed 10 mSv.

1734 (176) For people employed for various economic activities in an affected area, the
1735 Commission recommends that they should be treated as members of the public, and managed
1736 like the general population of the area, considering that it is the responsibility of their
1737 employer to provide them with appropriate information on radiation risk and self-protection.

1738 **4.3. Protection of the public and the environment**

1739 (177) Management of the long-term phase relies on implementation of a set of protective
1740 actions that continue and complement actions implemented during the emergency response.
1741 The goal is to maintain and/or reduce all exposures to as low as reasonably achievable given
1742 the societal, economic, and environmental factors shaping the lives of the individuals and
1743 communities residing and working in affected areas. The protective actions should be
1744 implemented with the aim of equitable treatment by avoiding large differences between the
1745 average level of exposure (which is generally low) and the highest exposures using reference
1746 levels. The protective actions include those driven by the authorities at national and local
1747 levels, and self-help protective actions implemented by the affected population within the
1748 framework provided by the authorities.

1749 (178) In order to be effective, the reference level for protection of the public selected at
1750 the end of the intermediate phase, when the authorities take their decision on the future of
1751 affected areas, should correctly reflect the radiological situation based on the characterisation
1752 process, and consider the socio-economic factors. Selecting a value that is too high can be of
1753 little incentive to engage authorities and other stakeholders in the rehabilitation of their living
1754 conditions and those of their communities. Similarly, selecting a value that is too low can
1755 impair the societal conditions and economic activities of the areas, and be counterproductive.
1756 Selection of the reference level to manage the recovery process is a complex decision that
1757 requires a large amount of information and must be informed by societal and ethical value
1758 judgements (ARPANSA, 2017). Due to this complexity, the Commission recommends that,
1759 when preparing the decision on selection of the reference value, stakeholders who will be
1760 confronted with the situation should be involved as much as possible.

1761 (179) For areas significantly impacted by the radiological material or where radioactive
1762 waste or contaminated materials have been disposed or stored, a specific characterisation
1763 with regard to environmental protection should be performed. On this basis, protection of the
1764 environment is implemented using Derived Consideration Reference Levels (DCRL) (see
1765 Section 2.3.3). In addition, beyond radiological considerations, protective actions for
1766 protection of the public, such as soil decontamination, can have a significant impact on the
1767 environment. This should be taken into account in the justification and optimisation of
1768 protective actions.

1769 **4.3.1. Protective actions for the long term**

1770 (180) Recovery of long-term contaminated areas involves keeping or/and reducing
1771 external and internal exposures as low as reasonably achievable given the prevailing
1772 circumstances. This can be achieved by removing the contamination present in the
1773 environment (decontamination), or by implementing collective and individual protective
1774 actions to control external and internal exposures (e.g. shielding, quality control of food
1775 products).

1776 (181) The protective actions available for the recovery process are many and varied; they
1777 may be used in isolation or in combination as part of a broader strategy, such as in the
1778 agricultural domain (Bogdevich et al., 2012). Some actions with a generic character may be
1779 applied identically and systematically throughout affected areas, and others will only be
1780 applicable to particular locations based on the exposure conditions. For example, a protective
1781 action may only be effective for one type of land-use. Other options may generate large
1782 amounts of waste or may only be effective at certain times of the year or under particular
1783 conditions. Consequently, the development of a recovery strategy will involve evaluating,
1784 selecting, and combining protective actions based on input from a wide range of stakeholders.

1785 4.3.1.1. Decontamination including waste management

1786 (182) Decontamination actions of buildings and public places (e.g. schools) and the
1787 environment near to dwellings start in the transition phase of the off-site emergency response,
1788 but can continue for some time (several years) during the long-term phase. Authorities may
1789 prefer a case-by-case approach or may adopt a systematic programme for all affected areas.
1790 Decontamination, which involves total or partial removal of radioactivity deposited on
1791 surfaces and objects, can be more or less effective depending on the situation. In addition, it
1792 inevitably generates the production of radioactive waste in greater or lesser quantities, which
1793 requires management. The environmental impact of such management should be considered.

1794 (183) The Commission recommends that decontamination actions should be carried out in
1795 close consultation with the residents and users of dwellings, buildings, gardens, public and
1796 recreational areas, and land in order to identify the areas that contribute significantly to
1797 exposures or are of primary concern for these people. These exposures will depend on how
1798 people occupy or use the premises to be decontaminated. Use of the selected reference level
1799 for the long-term phase should help to prioritise the decontamination actions to be
1800 implemented.

1801 (184) The issue of waste is part of the overall decontamination strategy, and should be
1802 considered in decisions concerning the adoption and definition of such a strategy. The main
1803 origins of waste after an accident off-site are materials from cleaning and decontamination of
1804 affected areas, agriculture (e.g. removed soils, contaminated products), other domestic and
1805 commercial refuse, and waste treatment (e.g. ashes after incineration, sludge from water
1806 treatment). The activity concentration may be low, moderate, or high depending on the initial
1807 level of contamination. Non-radioactive waste generated by the decontamination strategy
1808 should also be considered.

1809 (185) The generation of radioactive waste during decontamination should be considered
1810 carefully, taking into account available disposal routes and possible alternatives. The
1811 consequences of protective actions such as food bans and restrictions can include a build up
1812 of organic waste that is difficult to dispose of safely, from a biological perspective, regardless
1813 of the radiological hazard posed.

1814 (186) In the recovery process, radioactive waste should be managed with the aim of
1815 finding sustainable options. Experience shows that after a large nuclear accident, the

1816 principles and options usually used for the management of radioactive waste for normal
1817 operations will need to be adapted given the large quantities, the radiological characteristics,
1818 and the nature of the waste generated by the decontamination processes. Specific
1819 management based on the principles of justification and optimisation should be implemented,
1820 considering the context (i.e. type and severity of the accident), extent of contamination, type
1821 and volume of waste generated, etc. Both radiological protection and societal, environmental,
1822 and economic considerations characterising the situation after an accident should be taken
1823 into account.

1824 (187) For the management of radioactive waste generated by decontamination actions, the
1825 Commission recommends that the relevant reference levels set for public or environmental
1826 exposure should be used as a criterion, considering exposures from radioactive waste as one
1827 of the sources of exposures. Relevant stakeholders should be involved as much as possible in
1828 decisions related to the management of decontamination waste (particularly storage locations)
1829 and selection of the associated protective actions (particularly surveillance of sites, as well as
1830 potential re-use and recycling).

1831 (188) The Commission recommends performing surveillance of decontamination waste
1832 storage and disposal sites for as long as necessary. Experience shows that involving local
1833 residents in the surveillance of decontamination waste is an effective approach to ensure the
1834 sustainability of storage and disposal sites.

1835 4.3.1.2. Radiation monitoring

1836 (189) At the beginning of the recovery process, the radiological characterisation has
1837 already been engaged in the previous phase to identify the spatial distribution and levels of
1838 radioactive contamination. Once the future of affected areas is set by authorities, it is
1839 important to follow the evolution of the radiological situation in order to adapt protective
1840 actions if necessary. Continuation of radiological characterisation in affected areas should be
1841 complemented by the establishment of a system for monitoring the external and internal
1842 exposure of individuals. For the authorities, the monitoring system in the recovery process
1843 will help to fulfil several objectives: to obtain data on the actual contamination of affected
1844 areas and its evolution; to control the concentration of radionuclides in foodstuffs; and to
1845 provide information to the public on external ambient dose rates by using devices displaying
1846 the results in different places. For the public, the purpose of this monitoring system is to
1847 allow each person to have access to his/her exposure, and also to know where, when, and
1848 how they are exposed. In practice, this should provide affected communities with the means
1849 (measuring equipment and qualified personnel) to measure ambient exposure levels,
1850 individual external exposures, concentrations of radionuclides in foodstuffs and the
1851 environment, and individual internal exposures. It is also important to provide support for
1852 understanding and interpreting the data provided by the monitoring system.

1853 (190) The effectiveness of the monitoring system relies on its ability to cope with the
1854 specificities of the local affected area. The Commission recommends that a system should be
1855 established by the authorities to record all measurements and to analyse them as much as
1856 possible; this is particularly important to determine potential groups at risk. The sustainability
1857 of such a system will require the establishment of continued maintenance and training
1858 programmes by national and local authorities.

1859 (191) Experience shows that the pluralism of organisations involved in implementation of
1860 the radiation monitoring system (authorities, expert bodies, local and national laboratories,
1861 non-governmental organisations, private institutes, universities, local stakeholders, nuclear

1862 operators, etc.) is an important factor in favour of confidence in the measurements among the
1863 affected population.

1864 *4.3.1.3. Foodstuff management*

1865 (192) The control of ingestion pathways is an important component of the protection
1866 strategy for the public. However, maintaining long-term restrictions on the production and
1867 consumption of foodstuffs may affect the sustainable development of affected areas, and
1868 therefore calls for appropriate implementation of the optimisation principle.

1869 (193) During the long-term phase, foodstuff management should be addressed in broad
1870 terms, considering not only radiological protection factors, but also issues such as food
1871 supply and replacement for contaminated foods; waste management of contaminated
1872 foodstuffs; and societal, environmental, and economic factors characterising the situation in
1873 affected areas. Reconciling the interests of producers and the population with those of
1874 consumers and the food distribution sector from outside the contaminated areas has to be
1875 considered carefully. Representatives of the affected population, national and local authorities,
1876 farmers' unions, food industry, food distribution, consumer non-governmental organisations,
1877 etc. should be involved in a thorough debate at regional and national levels to determine the
1878 optimal protective actions required to manage contaminated foodstuffs.

1879 (194) Experience shows that maintaining radiological monitoring of foodstuffs in the
1880 long-term phase is useful to gradually restore the confidence of distributors and consumers
1881 inside and outside affected areas (Strand et al., 1992; Skuterud et al., 2012). In addition, the
1882 provision of devices to local communities for self-monitoring radiation levels in local
1883 agricultural produce, food from private gardens, and food gathered from the wild (e.g. forest
1884 mushrooms, vegetables, wild game, etc.) should contribute to the implementation of self-help
1885 protective actions and development of a radiological protection culture.

1886 *4.3.1.4. Management of business activities*

1887 (195) During the recovery process, the evolution and sustainability of economic activities
1888 require that the radiological monitoring of employees, the working environment, and
1889 products should be maintained and adapted according to the expectations of the different
1890 stakeholders. This monitoring should contribute to vigilance in the long term, allowing
1891 confirmation of the quality of working conditions and production, as well as implementation
1892 of protective actions if necessary.

1893 (196) Some companies that evacuated during the emergency response may wish to
1894 consider resuming their operations in affected areas, and new companies may consider
1895 starting economic activities in these areas. Depending on the activities of these companies, a
1896 dedicated monitoring programme, as mentioned above, could be implemented. The protection
1897 of employees should be managed as explained in Section 4.2. It is also essential to provide
1898 the means for maintaining and further developing a radiological protection culture for people
1899 working in affected areas, as well as for consumers inside and outside these areas.

1900 *4.3.1.5. Health surveillance*

1901 (197) Whatever the level of exposures in affected areas, experience shows that the
1902 presence of contamination and its potential health impacts in the long term remain a
1903 widespread concern among the population. It is essential to respond to this concern with

1904 consideration of prudence and dignity in order to ensure decent living conditions (Oughton et
1905 al., 2018).

1906 (198) In the long-term phase, health surveillance should be composed of three main
1907 components (adapted from WHO, 2006):

- 1908 • the follow-up of people – expected to be few – who have received exposures during the
1909 emergency response that have resulted in clinically significant deterministic effects (e.g.
1910 skin burns, cataracts, etc.) or sufficiently high levels of exposure to justify preventive
1911 surveillance;
- 1912 • health monitoring of the general population, which consists of investigation for potential
1913 adverse effects (mainly incidence of radiation-induced cancers), and social and
1914 psychological consequences of the accident. A subcategory of health monitoring is the
1915 follow-up of potentially sensitive subgroups (e.g. children, pregnant women); and
- 1916 • epidemiological studies to provide information on the possible radiation health effects in
1917 the long term for the exposed population.

1918 (199) For the first category, besides the necessary medical treatment, regular medical
1919 check-ups should be established, and particular attention should be devoted to the evolution
1920 of their general health status.

1921 (200) A dedicated health monitoring programme of the exposed population should be
1922 developed, including an initial medical evaluation, dose assessment, medical treatments as
1923 required, follow-up of health status, and enquiries on social and psychological conditions of
1924 the population and development of adequate support. The main goal of this programme is to
1925 characterise and improve the health and living conditions of potentially affected populations.
1926 Its implementation requires the development of health surveys, health databases, and
1927 mechanisms for providing information and access to health support.

1928 (201) Specific monitoring programmes for the thyroid may be useful to detect severe
1929 thyroid disorders as early as possible. However, such monitoring should be organised
1930 ensuring that benefit outweighs harm at the population level (Togawa, 2018). In this regard, a
1931 long-term thyroid health monitoring programme should only be conducted for those
1932 individuals exposed in utero or during childhood or adolescence with 100–500 mGy absorbed
1933 dose to the thyroid.

1934 (202) The Commission recommends developing a multi-disciplinary approach to health
1935 surveillance, and involving stakeholders, as much as possible, in the design and follow-up of
1936 the health surveillance programme. It also recommends the need to be prepared to take
1937 appropriate actions in case of any suspicion changes in the health status of the population.

1938 (203) In addition to health monitoring, the development of epidemiological studies should
1939 be considered cautiously to address the concerns of the affected population (WHO, 2006).

1940 **4.3.2. The co-expertise process**

1941 (204) As mentioned above, implementation of the optimisation process in the long-term
1942 phase should include actions driven by authorities at national and local levels, and self-help
1943 protective actions implemented by affected populations (ICRP, 2016). Central and local
1944 governments, together with experts, may play a crucial role in providing support and
1945 mechanisms for strengthening the involvement of, and co-operation between, stakeholders.

1946 (205) To achieve such involvement and co-operation in the context of the post-accident
1947 situation, the Commission recommends promoting the ‘co-expertise process’ in affected areas.
1948 This process of co-operation between experts and local stakeholders aims to share local
1949 knowledge and scientific expertise for the purpose of assessing the radiological situation and

1950 developing actions to protect people and the environment, and to improve living conditions.
1951 Experiences from Chernobyl and Fukushima have demonstrated the effectiveness of this
1952 process (Liland et al., 2013; Lochard, 2013; Ando, 2018; Takamura, 2018).

1953 (206) Such a process takes time, requires means of measurement, and can only be
1954 envisaged with the support of radiological protection experts or professionals who are
1955 committed to working sustainably with the population (Gariel et al., 2018). The co-expertise
1956 process is a step-by-step approach (see Fig. 4.1). It contributes to empowerment of the local
1957 population, and represents part of the development of a radiological protection culture among
1958 all involved stakeholders.

1959 4.3.2.1. Steps of the co-expertise process

1960 (207) *Establishing a dialogue.* The first step is to engage in a dialogue with a group of
1961 people from a community affected by the accident. Within this dialogue, affected people and
1962 experts share their own knowledge, experience, and vision of the situation and its
1963 consequences for daily life, including questioning, concerns, and expectations. In a context of
1964 lack of knowledge about radiological issues among the population and distrust vis-à-vis
1965 experts and authorities, a real challenge for everyone is to keep an open mind and maintain
1966 mutual respect.

1967 (208) *Joint characterisation of the radiological situation.* The second step aims to make
1968 the radioactivity ‘visible’, and to make people aware of when, where, and how they are
1969 exposed in their daily life. For this purpose, specific monitoring should be developed based
1970 on measurements performed by the authorities and/or by affected people (self-monitoring).
1971 Sharing information about the results allows affected people and experts to better understand
1972 the local situation, and to put it into perspective taking into account radiological criteria and
1973 comparison with other exposure situations.

1974 (209) *Defining and implementing protection strategies.* The third step aims to define
1975 protective actions responding to the actual situation, while remaining pragmatic and
1976 reasonable in accordance with the optimisation principle. A protection strategy includes
1977 actions driven by the authorities, and self-help protective actions implemented by the affected
1978 population. In identifying possible protective actions taking into account the characteristics of
1979 the local situation, the co-expertise process allows affected individuals to make informed
1980 decisions to protect themselves. The experience gained through this process may conduce to
1981 review the protective actions implemented in the community by the authorities, including
1982 radiological criteria.

1983 (210) *Implementing local projects.* The fourth step in the co-expertise process is to
1984 identify and implement local projects at the level of affected communities. These projects,
1985 which may be of a very different nature (educational, social, cultural, environmental,
1986 economic, etc.), should consider the radiological situation, and should be implemented with
1987 the aim of improving the protection of people and the environment, as well as living and
1988 working conditions. The involvement of local populations in these projects, with the support
1989 of authorities, experts, and local professionals, is a determining factor in their effectiveness
1990 and sustainability.

1991



Fig. 4.1. The co-expertise process.

1992
1993
1994
1995
1996
1997
1998
1999
2000

(211) The co-expertise process is powerful to empower affected people regarding radiation and how to protect themselves, and thus to develop the radiological protection culture needed to face the consequences of the nuclear accident. This process relies on values and proper behaviours: accountability, transparency, inclusiveness, prudence, equity, and dignity (ICRP, 2018).

2001 *4.3.2.2. Radiological protection culture*

2002 (212) The co-expertise process facilitates the emergence of a radiological protection
2003 culture among local communities. This culture should be practical (to help people to address
2004 their daily life concerns), and comprise a set of knowledge, skills, and resources enabling
2005 people to:

- 2006 • interpret the results of measurements – ambient dose rates, internal and external
2007 doses, contamination of products;
- 2008 • orient themselves in relation to radioactivity in everyday life by understanding where,
2009 when, and how they are exposed;
- 2010 • build their own benchmarks about radioactivity;
- 2011 • collect relevant information to make informed decisions about their protection and to
2012 take actions (self-help protection); and
- 2013 • judge the appropriateness and effectiveness of the protective actions they
2014 implemented themselves and those implemented by the authorities.

2015 (213) The development of a radiological protection culture is based on a learning process
2016 dedicated to the practice of radiological protection for local communities to improve their
2017 daily lives. Thus, scientific knowledge underpinning radiological protection is mobilised at
2018 the service of this learning process.

2019 (214) Combined with the co-expertise process, a radiological protection culture enables
2020 people to restore their autonomy regarding decisions, which was seriously impaired at the

2021 time of the accident. It contributes to reconnect people and develop solidarity between them,
2022 and allows people to look to the future with confidence.

2023 **4.4. Evolution and termination of recovery protective actions**

2024 (215) In the long-term phase, over time, the impact of protective actions, combined with
2025 the natural processes of radioactive decay, will gradually reduce exposures of people, fauna,
2026 and flora. As a result, years after a radiation accident (or even decades in the case of a severe
2027 accident), it is advisable to consider the effectiveness of protective actions in order to decide
2028 whether to maintain, modify, or withdraw them gradually. This decision should be taken with
2029 the involvement of the relevant stakeholders. The withdrawal of protective actions does not
2030 prevent monitoring in order to remain vigilant about the radiological situation and its
2031 evolution.

2032 (216) As a wide range of recovery actions can be implemented over different timescales,
2033 it is not necessary to withdraw all actions simultaneously; an action can be withdrawn when it
2034 has achieved its purpose, or if its continued application would cause more harm than good in
2035 the broadest sense.

2036 (217) Reducing exposures below the reference level may not automatically lead to
2037 termination of the recovery strategy, provided that there is still room for improvement based
2038 on optimisation of protection.
2039

2040

5. EMERGENCY AND RECOVERY PREPAREDNESS

2041 (218) In the event of a nuclear accident, emergency and recovery preparedness is an
2042 important factor in decisions concerning the protection of people and the environment. For
2043 the emergency response, this preparation relies on the development of preplanned protection
2044 strategies for postulated scenarios, based on hazard assessment. For the recovery process,
2045 preparedness should aim to identify the vulnerability of potentially affected areas, and
2046 develop guidelines that are sufficiently flexible to cope with the real situation as appropriate.
2047 A prerequisite to preparedness is to acknowledge the possibility that a nuclear accident could
2048 occur, and the need to develop awareness, if not among the general population, at least
2049 among all organisations that would be involved in the case of an accident. Although it is
2050 difficult to ask the population to be prepared in advance for the occurrence of a nuclear
2051 accident, the Commission recommends that key representative stakeholders should
2052 participate in emergency and recovery preparedness.

2053 (219) Planning for the emergency response needs to involve the responsibilities of
2054 different organisations, methods for communication and co-ordination between them and
2055 internationally during the response, and a framework to guide decision making. More detailed
2056 plans should contain development of the overall protection strategy, selection of appropriate
2057 individual protective actions with criteria for initiating those actions that need to be
2058 implemented promptly, deployment of the necessary equipment for monitoring, supporting
2059 the implementation of protective actions, communicating with those at risk, training, and
2060 exercising the plans. The relevant national authorities need to determine the detail of planning
2061 that is appropriate for different situations. Planning will need to be flexible in order to
2062 respond appropriately to an accident, although there will be no time for planned urgent
2063 actions to be modified. This is particularly true for evacuation (see Section 3.2.4.1).

2064 (220) Preparedness of the recovery process has to be considered before the occurrence of
2065 an accident and during the emergency response. Indeed, decisions implemented in the
2066 emergency response may have an impact on subsequent decisions and actions in the long-
2067 term phase. Recovery preparedness should include the development of a programme to
2068 improve living conditions, which is characterised by protection strategies that also include
2069 actions driven by the authorities at national and local levels, and self-help protective actions
2070 implemented by the affected population. For these strategies to be successful, authorities
2071 should provide the necessary infrastructure as well as practical guidance for their
2072 implementation (Duranova et al., 2016; Schneider et al., 2018).

2073 (221) The Commission notes that details of emergency and recovery preparedness are
2074 within the scope of the international and national bodies that hold such responsibilities, and
2075 that these organisations have prepared detailed requirements and guidance for
2076 implementation (IAEA, 2015a; NEA-OECD, 2018). It is not for the Commission to specify
2077 details, beyond providing a reminder of the factors that are important in considerations, and
2078 the need to consider all hazards – both radiological and non-radiological – explicitly. An
2079 honest and open assessment of the short- and long-term implications of the actions on health
2080 and welfare is needed, and specific planning must take place for certain populations,
2081 including medical patients, schools, correctional institutions, etc.

2082

2083

6. CONCLUSIONS

2084 (222) A nuclear accident is an unexpected event that profoundly destabilises people and
 2085 society, generates great complexity, and requires mobilisation of considerable human and
 2086 financial resources. Beyond the legitimate fear of all those affected regarding the deleterious
 2087 health effects of radiation exposure, the societal, environmental, and economic consequences
 2088 of a major nuclear accident, and the response to that accident, are considerable and last for a
 2089 very long time. Given the complexity of the situation created by the accident and the extent
 2090 of its consequences, radiological protection, although indispensable, only represents one
 2091 dimension of the contributions that need to be mobilised to cope with the issues facing all
 2092 affected individuals and organisations.

2093 (223) In such a context, the role of radiological protection is primarily to prevent the
 2094 occurrence of severe immediate radiation-induced damage to tissues and organs, and to
 2095 reduce the risk of cancer and hereditary effects in the future to as low as reasonably
 2096 achievable. This is achieved through implementation of a set of protective actions that should
 2097 begin in the first hours following the start of the emergency, and last for several decades.

2098 (224) Experience from the nuclear accidents in Chernobyl and Fukushima has shown that,
 2099 despite the desire to do more good than harm, and to maintain and reduce radiological
 2100 exposures to as low as reasonably achievable in accordance with the principles of
 2101 justification and optimisation, protective actions adopted during the emergency response and
 2102 the recovery process can also be a source of negative consequences and additional
 2103 complexity.

2104 (225) The recommendations provided in this publication have been developed taking into
 2105 account the experience gained from previous nuclear accidents, and the most advanced
 2106 scientific knowledge on the health effects of radiation and the general objective of
 2107 rehabilitating living conditions and the quality of life of affected communities. Operationally,
 2108 the main recommendation of the Commission – to mitigate the potential effects of radiation
 2109 on health and the environment – relies on the principle of optimisation with the use of
 2110 reference levels to select and implement protective actions, taking into account the societal,
 2111 economic, and environmental dimensions that characterise areas affected by contamination.

2112 (226) The reference levels recommended by the Commission for optimisation of
 2113 protection of people in the case of nuclear accidents are summarised in Table 6.1. The
 2114 relevant reference levels recommended by the Commission for biota are presented in
 2115 *Publication 124* (ICRP, 2014).

2116

2117 Table 6.1. Reference levels for optimisation of the protection of people in the case of nuclear
 2118 accidents.

	Emergency exposure situation	Existing exposure situation
Public	≤ 100 mSv*	≤ 10 mSv per year ^{*,†}
		The long-term goal is to reduce exposures to the order of 1mSv per year
Responders (see Table 3.1)	≤ 100 mSv* Could be exceeded in exceptional circumstances‡	≤ 20 mSv per year *

2119 *Previously, the Commission recommended the selection of reference levels in the band of 1–20 and 20–100
 2120 mSv or mSv per year for existing and emergency exposure situations, respectively. The current recommendation

2121 recognises that the most appropriate reference level may be lower than the corresponding band under some
2122 circumstances.

2123 †This clarifies the previous recommendation of the Commission to select a reference level for the optimisation
2124 of protection of people living in long-term contaminated areas in the lower part of the 1–20-mSv per year band
2125 (see Section 2.3.3.3).

2126 ‡The Commission continues to recommend taking all practicable actions not to exceed 1 Gy to avoid severe
2127 deterministic effects for responders involved in exceptional circumstances during the emergency response
2128 (ICRP, 2012a).

2129

2130 (227) Finally, the Commission emphasises the crucial importance of involving
2131 stakeholders in implementation of the optimisation process. Experience from Chernobyl and
2132 Fukushima has shown that radiological protection experts and professionals engaged in the
2133 emergency response and recovery process should, beyond mastering the scientific basis of
2134 radiological protection and its practical implementation, interact with affected people in
2135 accordance with the core and procedural ethical values underpinning the radiological
2136 protection system (ICRP, 2018). They should adopt a prudent approach to manage exposures,
2137 seek to reduce inequities, and respect the individual decisions of people while preserving
2138 their autonomy of choice. Experts and professionals should also share the information they
2139 possess while recognising their limits (transparency), deliberate and decide together with the
2140 people what actions to take (inclusiveness), and be able to justify them (accountability). The
2141 issue at stake is not to make people accept the risk, but to allow them to make informed
2142 decisions about their protection and their life choices (i.e. respecting their dignity).

2143

2144

REFERENCES

- 2145 Ando, R., 2016. Measuring, discussing, and living together: lessons from 4 years in Suetsugi.
 2146 Ann. ICRP 45(1S),75–83.
- 2147 Ando, R., 2018. Trust – what connects science to daily life. Health Phys. 115, 581–589.
- 2148 ARPANSA, 2017. Guide for Radiation Protection in Existing Exposure Situations, Radiation
 2149 Protection Series G-2, Australian Radiation Protection and Nuclear Safety Agency,
 2150 <https://www.arpansa.gov.au/sites/g/files/net3086/f/rpsg-2-existing-exposure.pdf>
- 2151 Bogdevitch, I., 2012. Fertilization as a remediation measure on soils contaminated with
 2152 radionuclides ¹³⁷Cs and ⁹⁰Sr. In Fertilizing Crops to Improve Human Health: a Scientific
 2153 Review. Volume 3 Risk Reduction. IPNI, Norcross, GA; IFA, Paris, pp. 275–290.
- 2154 Bromet, E.J., Havenaar, J.M., Guey, L.T., 2011. A 25 year retrospective review of the
 2155 psychological consequences of the Chernobyl accident. Clin. Oncol. 23, 297–305.
- 2156 Bromet, E. J. 2014. Emotional consequences of nuclear power plant disasters. Health Phys.
 2157 106, 206–210.
- 2158 Callen, J., Homma, T., 2017. Lessons learned in protection of the public for the accident at
 2159 the Fukushima Daiichi nuclear power plant. Health Phys. 112, 550–559.
- 2160 Duranova, T., Raskob, W. and Schneider, T., 2016. Innovative integrated tools and platforms
 2161 for radiological emergency preparedness and post-accident response in Europe. Key
 2162 results of the PREPARE European research project. Radioprotection, Volume 51, HS2.
- 2163 FAO/WHO Codex Alimentarius Commission, 2006. Codex Guideline Levels for
 2164 Radionuclides in Foods Contaminated Following a Nuclear or a Radiological Emergency
 2165 for Use in International Trade. CAC/GL 5-2006.
- 2166 Gariel, J.C., Rollinger, F., Schneider, T., 2018. The role of experts in post-accident recovery:
 2167 lessons learnt from Chernobyl and Fukushima. Ann. ICRP 47(3/4), 254–259.
- 2168 Harada, N., Shigemura, J., Tanichi, M., et al., 2015. Mental health and psychological impacts
 2169 from the 2011 Great East Japan Earthquake Disaster: a systematic literature review,
 2170 Disast. Milit. Med. 1, 1.
- 2171 Hasegawa, A., Tanigawa, K., Ohtsuru, A., et al., 2015. Health effects of radiation and other
 2172 health problem in the aftermath of nuclear accidents, with an emphasis on Fukushima.
 2173 Lancet 386, 479–488.
- 2174 Hayano, R.S., Yamanaka, S., Bronson, F.L., et al., 2014. BABYSCAN: a whole body counter
 2175 for small children in Fukushima. J. Radiol. Protect. 34, 645.
- 2176 IAEA, 2006. Chernobyl Forum: Chernobyl’s Legacy: Health, Environmental and Socio-
 2177 economic Impacts and Recommendations to the Governments of Belarus, the Russian
 2178 Federation and Ukraine. Second revised version. International Atomic Energy Agency,
 2179 Vienna.
- 2180 IAEA, 2013. The International Nuclear and Radiological Event Scale. 2008 Edition.
 2181 International Atomic Energy Agency, Vienna.
- 2182 IAEA, 2015a. Chapter 4.4.6. Non-radiation effects: Mental health. The Fukushima Daiichi
 2183 Accident. Tech. Vol. 4. Radiological Consequences. International Atomic Energy Agency,
 2184 Vienna.
- 2185 IAEA, 2015b. Preparedness and Response for a Nuclear or Radiological Emergency. IAEA
 2186 Safety Standards Series No. GSR Part 7. International Atomic Energy Agency, Vienna.
- 2187 IAEA, 2018. Arrangements for the Termination of a Nuclear or Radiological Emergency.
 2188 IAEA Safety Standards Series No. GSG-11. International Atomic Energy Agency, Vienna.

- 2189 ICRP, 1983. Cost–benefit analysis in the optimization of radiation protection. ICRP
2190 Publication 37. Ann. ICRP 10(2/3).
- 2191 ICRP, 1984. Protection of the public in the event of major radiation accidents – principles for
2192 planning. ICRP Publication 40. Ann. ICRP 14(2).
- 2193 ICRP, 1990. Optimization and decision making in radiological protection. ICRP Publication
2194 55. Ann. ICRP 20(1).
- 2195 ICRP, 1991a. 1990 Recommendations of the International Commission on Radiological
2196 Protection. ICRP Publication 60. Ann. ICRP 21(1–3).
- 2197 ICRP, 1991b. Principles for intervention for protection of the public in a radiological
2198 emergency. ICRP Publication 63. Ann. ICRP 22(4).
- 2199 ICRP, 1999. Protection of the public in situations of prolonged radiation exposure. ICRP
2200 Publication 82. Ann. ICRP 29(1/2).
- 2201 ICRP, 2006. The optimization of radiological protection: broadening the process. ICRP
2202 Publication 101. Ann. ICRP 36(3).
- 2203 ICRP, 2007. The 2007 Recommendations of the International Commission on Radiological
2204 Protection. ICRP Publication 103. Ann. ICRP 38(2–4).
- 2205 ICRP, 2008. Environmental protection: the concept and use of reference animals and plants.
2206 ICRP Publication 108. Ann. ICRP 38(4–6).
- 2207 ICRP, 2009a. Application of the Commission’s recommendations for the protection of people
2208 in emergency exposure situation. ICRP Publication 109. Ann. ICRP 39(1).
- 2209 ICRP, 2009b. Application of the Commission’s recommendations to the protection of people
2210 living in long-term contaminated areas after a nuclear accident or radiation emergency.
2211 ICRP Publication 111. Ann. ICRP 39(3).
- 2212 ICRP, 2012a. ICRP statement on tissue reactions and early and late effects of radiation in
2213 normal tissues and organs – threshold doses for tissue reactions in a radiation protection
2214 context. ICRP Publication 118. Ann. ICRP 41(1/2).
- 2215 ICRP, 2012b. Report of ICRP Task Group 84 on initial lessons learned from the nuclear
2216 power plant accident in Japan vis-à-vis the ICRP system of radiological protection.
2217 Available at: <http://www.icrp.org/docs/ICRP%20TG84%20Summary%20Report.pdf>
- 2218 ICRP, 2014. Protection of the environment under different exposure situations. ICRP
2219 Publication 124. Ann. ICRP 43(1).
- 2220 ICRP, 2016. Proceedings of the International Workshop on the Fukushima Dialogue
2221 Initiative. Ann. ICRP 45(2S).
- 2222 ICRP, 2018. Ethical foundations of the system of radiological protection. ICRP Publication
2223 138. Ann. ICRP 47(1).
- 2224 Kai, M., 2015. Experience and current issues with recovery management from the Fukushima
2225 accident. Ann. ICRP 44(1S),153–161.
- 2226 Liland, A., Skuterud, L., 2013. Lessons learned from Chernobyl accident in Norway. In:
2227 Oughton, D., Hansson, S.O. (Eds.), Radioactivity Social and Ethical Aspects of Radiation
2228 Risk Management in the Environment, Vol. 9. Elsevier, Amsterdam, pp. 159–176.
- 2229 Little, M.P., Azizova, T.V., et al., 2012. Systematic review and meta-analysis of circulatory
2230 disease from exposure to low-level ionizing radiation and estimates of potential population
2231 mortality risks. Environ. Health Perspect. 120, 1503–1511.
- 2232 Lochard, J., 2013. Stakeholder Engagement in Regaining Decent Living Conditions after
2233 Chernobyl. In: Oughton, D., Hansson, S.O. (Eds.), Social and Ethical Aspects of Radiation
2234 Risk Management, Radioactivity in the Environment, Vol. 9. Elsevier, Amsterdam, pp.
2235 311–331.

- 2236 Lochard J., Schneider T., Ando R. et al., 2019. An overview of the dialogue meetings
 2237 initiated by ICRP in Japan after the Fukushima accident. *Radioprotection* 54(2): 87–101.
- 2238 Luccioni, C., Kornevich, O., Rozhko, A., et al., 2016. Health check-ups of children living in a
 2239 Belarus district contaminated after the Chernobyl accident. *Radioprotection* DOI:
 2240 10.1051/radiopro/2016.
- 2241 Maeda, M., Oe, M., 2017. Mental health consequences and social issues after the Fukushima
 2242 disaster. *Asia Pac. J. Publ. Health* 29, 36S–46S.
- 2243 Miyazaki, M., 2017. Four and a half years of experience of a clinician born and raised in
 2244 Fukushima: discrepancy found through dialogues and practices. *Ann. ICRP* 45(2S), 23–32.
- 2245 Morita, T., Nomura, S., Tsubokura, M., et al., 2017. Excess mortality due to indirect health
 2246 effects of the 2011 triple disaster in Fukushima, Japan: a retrospective observational study.
 2247 *J. Epidemiol. Commun. Health* 71, 974–980.
- 2248 NCRP, 2018. Management of Exposure to Ionizing Radiation: Radiation Protection Guidance
 2249 for the United States. National Council on Radiation Protection and Measurements,
 2250 Bethesda, MD.
- 2251 NEA, 2006. Stakeholders and Radiological Protection: Lessons from Chernobyl 20 years
 2252 after. NEA No. 6170. Nuclear Energy Agency, Paris.
- 2253 Nisbet, A., Watson, S., Brown, J., 2015. UK Recovery Handbooks for Radiation Incidents
 2254 2015, Version 4. PHE-CRCE-018. Public Health England, London. Available at:
 2255 [https://www.gov.uk/government/publications/uk-recovery-handbooks-for-radiation-](https://www.gov.uk/government/publications/uk-recovery-handbooks-for-radiation-incidents-2015)
 2256 [incidents-2015](https://www.gov.uk/government/publications/uk-recovery-handbooks-for-radiation-incidents-2015)
- 2257 Nomura, S., Blangirido, M., Tsubokura, M., et al., 2016. School restrictions on outdoor
 2258 activities and weight status in adolescent children after Japan’s 2011 Fukushima Nuclear
 2259 Power Plant disaster: a mid-term to long-term retrospective analysis. *BMJ Open* 6,
 2260 e013145.
- 2261 OECD/NEA, 2000. Methodologies for Assessing the Economic Consequences of Nuclear
 2262 Reactor Accidents. Organisation for Economic Co-operation and Development/Nuclear
 2263 Energy Agency, Paris.
- 2264 OECD/NEA, 2018. Experience from the fifth international nuclear emergency exercise
 2265 (INEX-5). Organisations for Economic Co-operation and Development/Nuclear Energy
 2266 Agency, Paris.
- 2267 Oe, M., Takahashi, H., Maeda, M., et al. 2017. Changes of posttraumatic stress responses in
 2268 evacuated residents and their related factors: a 3-year follow-up study from the Fukushima
 2269 Health Management Survey. *Asia Pac. J. Publ. Health* 29, 182S–192S.
- 2270 Ogino, H., Hattori, T., 2014. Calculation of background lifetime risk of cancer mortality in
 2271 Japan. *Jpn. J. Health Phys.*, 49, 194-198.
- 2272 Ohto, H., Yasumura, S., Maeda, M., et al., 2017. From devastation to recovery and revival in
 2273 the aftermath of Fukushima’s nuclear power plants accident. *Asia Pac. J. Publ. Health* 29,
 2274 10S–17S.
- 2275 Ono, A., Isojima, T., Yokoya, S., et al. 2017. Effect of the Fukushima earthquake on weight
 2276 in early childhood: a retrospective analysis. *BMJ Paediatr. Open* 2, e000229.
- 2277 Oughton, D., Albani, V., Barquinero, F., et al., 2018. Recommendations and Procedures for
 2278 Preparedness and Health Surveillance of Populations Affected by a Radiation Accident.
 2279 SHAMISEN Project. ISGlobal Publisher. Available at: [https://www.isglobal.org/en/-](https://www.isglobal.org/en/-/recommendations-and-procedures-for-preparedness-and-health-surveillance-of-populations-affected-by-a-radiation-accident)
 2280 [/recommendations-and-procedures-for-preparedness-and-health-surveillance-of-](https://www.isglobal.org/en/-/recommendations-and-procedures-for-preparedness-and-health-surveillance-of-populations-affected-by-a-radiation-accident)
 2281 [populations-affected-by-a-radiation-accident.](https://www.isglobal.org/en/-/recommendations-and-procedures-for-preparedness-and-health-surveillance-of-populations-affected-by-a-radiation-accident)

- 2282 Sawano T., Nishikawa, Y., Ozaki A., Leppold C., Tsubokura M. 2018. The Fukushima
2283 Daiichi Nuclear Power Plant accident and school bullying of affected children and
2284 adolescents: the need for continuous radiation education. *J. Radiat. Res.* 59, 381–384.
- 2285 Schneider T., Andronopoulos S., Camps J., Duranova T., Gallego E., Gering F., Isnard O.,
2286 Maître M., Murith C., Oughton D., Raskob W. - The work programme of NERIS in post-
2287 accident recovery. *Annals of the ICRP – Vol. 47 – N° 3-4*, pp. 221-228, October 2018.
- 2288 Skuterud, L., Gaare, E., Eikelman, M., et al., 2005. Chernobyl radioactivity persists in
2289 reindeer. *J. Environ. Radioact.* 83, 231–252.
- 2290 Skuterud, L., Thorrying, H., 2012. Averted doses to Norwegian Sami reindeer herders after the
2291 Chernobyl accident. *Health Phys.* 102, 208–216.
- 2292 Strand, P., Selnæs, TD., Bøe, E., et al., 1992. Chernobyl fallout: internal doses to the
2293 Norwegian population and the effect of dietary advice. *Health Phys.* 63, 385–392.
- 2294 Suzuki, Y., Yabe, H., Yasumura, S., et al., 2015. Psychological distress and the perception of
2295 radiation risks: the Fukushima health management survey. *Bull. WHO* 93, 598–605.
- 2296 Takamura, N., Orita, M., Taira, Y., et al., 2018. Recovery from nuclear disaster in
2297 Fukushima: collaboration model. *Radiat. Prot. Dosim.* 182, 49–52.
- 2298 Tanigawa, K., Hosoi, Y., Hirohashi, N., et al., 2012. Loss of life after evacuation: lessons
2299 learned from the Fukushima accident. *Lancet* 379, 889–891.
- 2300 Togawa, K., Ahn, H.S., Auvinen, A., et al., 2018. Long-term strategies for thyroid health
2301 monitoring after nuclear accidents: recommendations from an expert group convened by
2302 IARC. *Lancet Oncol.* 19, 1280–1283.
- 2303 Tsubokura, M., 2018. Secondary health issues associated with the Fukushima Daiichi nuclear
2304 accident, based on the experiences of Soma and Minamisoma Cities. *J. Natl. Inst. Publ.*
2305 *Health* 67, 71–83.
- 2306 UNDP/UNICEF, 2002. *The Human Consequences of the Chernobyl Nuclear Accident: a*
2307 *Strategy for Recovery*. United National Development Programme, New York.
- 2308 UNSCEAR, 2006. *Sources and Effects of Ionizing Radiation. Vol. I. Report to the General*
2309 *Assembly with Scientific Annexes*. United Nations, New York.
- 2310 UNSCEAR, 2008. *Sources and Effects of Ionizing Radiation. Vol. II. Effects*. United Nations
2311 *Scientific Committee on the Effects of Atomic Radiation Report to the General Assembly*
2312 *with Scientific Annexes*. United Nations, New York.
- 2313 UNSCEAR, 2013. *Sources and Effects of Ionizing Radiation. Vol. I. Effects*. United Nations
2314 *Scientific Committee on the Effects of Atomic Radiation Report to the General Assembly*
2315 *with Scientific Annexes*. United Nations, New York.
- 2316 WHO, 2006. Health effects of the Chernobyl accident and special health care programmes.
2317 In: Bennett, B., Repacholo, M., Carr, Z. (Eds.), *Report of the UN Chernobyl Forum,*
2318 *Expert Group ‘Health’*. WHO Press, Geneva, p. 160.
- 2319 WHO, 2017. *Iodine Blocking: Guideline for Use in Planning for and Responding to*
2320 *Radiological and Nuclear Emergencies*. World Health Organization, Geneva.
- 2321

2322

ANNEX A. CHERNOBYL

2323 A.1. Introduction

2324 (A 1) The accident at the Chernobyl nuclear power station occurred at approximately
2325 01:24 h on 26 April 1986 during a low-power engineering test of the Unit 4 reactor. Safety
2326 systems had been switched off, and improper, unstable operation of the reactor allowed an
2327 uncontrollable power surge to occur, resulting in successive steam explosions that severely
2328 damaged the reactor building and completely destroyed the reactor (UNSCEAR, 2000).

2329 (A 2) The radionuclide releases from the damaged reactor occurred mainly over a 10-day
2330 period, but with varying release rates. The highest release took place on the first day. There
2331 followed a 5-day period of declining releases, then the release rate of radionuclides increased
2332 until Day 10, after which the releases dropped abruptly, thus ending the period of intense
2333 release. The radionuclides released in the accident deposited with greatest density in the
2334 regions surrounding the reactor in the European part of the former USSR. Radioactive
2335 contamination of the ground was found, to some extent, in practically every country of the
2336 northern hemisphere (UNSCEAR, 2000).

2337 A.2. Early phase

2338 A.2.1. Protection strategy for the early phase

2339 (A 3) Prior to the Chernobyl accident, two published documents had summarised the
2340 protection strategy regarding dose limitation and radiological criteria to be applied in the
2341 event of a radiation emergency. The Standards of Radiation Safety (SRS-76, 1977)
2342 introduced the dose limits for workers and members of the public, and the 'Criteria for
2343 decision making on measures to protect the public in the event of a nuclear reactor accident'
2344 (Ministry of Public Health, 1983) were developed to provide radiological protection of the
2345 public in the event of a nuclear reactor accident. According to these criteria, two types of
2346 dose had to be considered: the whole-body dose due to external exposure, and the thyroid
2347 dose from radioactive isotopes of iodine due to internal exposure (Table A.1). The duration of
2348 the early phase of an accident was not formally established when the criteria were approved.
2349 With respect to internal exposure to the thyroid, both inhalation and ingestion intakes were
2350 included. The criteria presented in Table A.1 were developed in order to prevent acute health
2351 effects and to reduce the probability of stochastic health effects among the exposed
2352 population.

2353 (A 4) The early phase of the accident started on 26 April 1986 and ended on 5 May 1986,
2354 by which time the release of radionuclides into the environment had decreased by several
2355 orders of magnitude. The most commonly considered urgent protective actions in a nuclear
2356 accident are sheltering, evacuation, intake of stable iodine to block the thyroid, and
2357 restrictions on the consumption of foodstuffs.

2358 (A 5) However, at the time of the Chernobyl accident, the state government had a
2359 substantial impact on the timing and scale of implementation of emergency mitigation actions
2360 in the early phase of the accident. This was due to attempts to downplay the consequences of
2361 the accident, classify the information on radiological conditions, and prevent local authorities
2362 from making decisions. The Government Commission on Mitigation of the Consequences of

2363 the Chernobyl Accident had been created by the afternoon of April 26. This Commission,
 2364 chaired by the Deputy Prime Minister of the former USSR, included various specialists
 2365 (physicians, specialists in emergency situations and in radiation protection, etc.) as well as
 2366 government officials. Although experts in all aspects of emergency situations were involved
 2367 in the activities of the Government Commission, only government officials had the right to
 2368 make decisions.

2369
 2370 Table A.1. Criteria used to make decisions on the countermeasures to be taken to protect the public in
 2371 the event of a nuclear reactor accident (Ministry of Public Health, 1983).

Parameter	Action level [‡]	
	A [*]	B [†]
Whole-body dose from external exposure, Gy	0.25	0.75
Absorbed dose to thyroid from intake of radioiodines, Gy	0.25–0.30	2.5
Time-integrated concentration of ¹³¹ I in ground-level air, kBq s L ⁻¹		
Children	1480	14,800
Adults	2590	25,900
Total integrated intake of ¹³¹ I with foodstuffs, kBq	55.5	555
Maximum concentration of ¹³¹ I in fresh milk, kBq L ⁻¹ , or in daily diet, kBq day ⁻¹	3.7	37
Ground deposition density of ¹³¹ I on pasture, kBq m ⁻²	25.9	259

*If the projected dose estimates and the levels of radioiodine contamination do not exceed Action Level A, there is no need to introduce any countermeasure.

†If the projected dose estimates or the levels of radioiodine contamination reach or exceed Action Level B, it is recommended that the proper countermeasures (sheltering, evacuation, and intake of stable iodine) should be introduced with urgency.

‡If the projected dose estimates or any level of radioiodine contamination exceed Action Level A but do not reach Action Level B, the decision to apply countermeasures depends on the actual reactor situation and on local conditions.

2372

2373 **A.2.2. Urgent protective actions**

2374 *A.2.2.1. Sheltering*

2375 (A 6) A recommendation on sheltering was announced by the Government Commission
 2376 on the day of the accident (26 April 1986) for the residents of Pripyat, located approximately
 2377 3 km from the reactor site, where most of the nuclear power station workers resided with
 2378 their families. Approximately 25% of the total population of 50,000 residents of Pripyat
 2379 limited the time spent outdoors (Likhtarev et al., 1994). Residents in rural settlements within
 2380 30 km of the nuclear power station (30-km zone) were not officially notified of the
 2381 occurrence of the Chernobyl accident. Therefore, there was no recommendation to stay
 2382 indoors as much as possible.

2383 (A 7) On 27 April 1986, between 14:30 and 17:45 h (37–40 h after the accident), all
 2384 residents of Pripyat were evacuated due to continuation of radionuclide release from the
 2385 damaged reactor and an increase in exposure rates in various parts of the town. The authority

2386 of Kiev Oblast¹ involved 1200 buses and three trains in the evacuation. In total, it is estimated
2387 that 49,360 people were evacuated: 33,460 by bus, 2200 by train, 5100 by private car, and
2388 8600 moved themselves (Alexakhin et al., 2004). The evacuees were only allowed to take
2389 very limited belongings, mainly documents, etc., and pets. It was thought that the people
2390 were leaving Pripyat for a restricted period of time and would subsequently return. The
2391 evacuated people were moved to different areas and settlements of Ukraine, primarily located
2392 in Kiev Oblast. Approximately 5000 people, staff of the Chernobyl nuclear power station,
2393 stayed in Pripyat; these people were relocated to holiday houses within the 30-km zone on 28
2394 April 1986.

2395 (A 8) In the first few days following the accident, an extensive campaign of
2396 measurements of exposure rates was undertaken around the Chernobyl nuclear power station.
2397 As a result, the first map of exposure rates was prepared by 1 May 1986 by Goskomhydromet
2398 staff. According to the projected dose estimates calculated on the basis of the measured
2399 exposure rates, no evacuation was required for the overwhelming majority of the population
2400 in the 30-km zone (the criteria on whole-body dose from external irradiation in Table A.1).
2401 However, another factor, related to the reactor situation, was also taken into account: a large
2402 increase in the temperature of the fuel that remained in the reactor core was observed on 30
2403 April 1986. The possibility that the bottom of the core would be breached, resulting in
2404 important releases of radioactive material if the core were to interact with the pressure
2405 suppression pool beneath the reactor, could not be excluded. Having analysed the existing
2406 situation, the specialists at Kurchatov Institute, Moscow did not exclude the worst-case
2407 scenario. The whole-body dose estimates calculated for the population showed that the
2408 potentially affected area, where serious deterministic effects could occur, could extend as far
2409 as approximately 30 km from the damaged reactor. As the evolution of the situation at the
2410 reactor and the meteorological conditions were unpredictable, on 2 May 1986, the
2411 Government Commission made the decision to evacuate the entire population from the 30-km
2412 zone. This evacuation (49,355 residents) took place between 2 and 7 May 1986. At the same
2413 time, approximately 50,000 cattle, 13,000 pigs, 3300 sheep, and 700 horses were evacuated
2414 from the 30-km zone (Nadtochiy et al., 2003). More than 20,000 agricultural and domestic
2415 animals, including cats and dogs, that were not evacuated were killed and buried.

2416 A.2.2.2. *Intake of stable iodine*

2417 (A 9) Potassium iodide (KI) pills had not been pre-distributed to people living in the
2418 areas neighbouring the Chernobyl nuclear power station. Hence, on 26 and 27 April 1986,
2419 medical officers went from door to door and to schools and kindergartens in Prypiat
2420 providing members of the public with KI pills. The percentage of residents who took KI pills
2421 had reached 62% by the afternoon of 27 April 1986 (Likhtarev et al., 1994). Prypiat was the
2422 only settlement where administration and use of stable iodine was effective. Distribution of
2423 KI pills in villages within the 30-km zone was initiated at approximately the same time as
2424 evacuation. According to the results of interviews of people living in the 30-km zone, the
2425 distribution of KI pills occurred mainly on 1–4 May 1986 in Belarus and on 2–7 May 1986 in
2426 Ukraine (UNSCEAR, 2000). However, this was too late and had little effect. In rural areas
2427 outside the 30-km zone, stable iodine was not used during the early phase of the accident
2428 (Uyba et al., 2018).

¹ An Oblast is a political unit approximately equivalent to a state in the USA.

2429 *A.2.2.3. Restrictions of the consumption of foodstuffs*

2430 (A 10) Due to the lack of notification of the public about the actual scale and radiation
2431 hazard of the Chernobyl accident in the first days after the accident (until 5 May 1986), no
2432 restrictions were made on the consumption of contaminated foodstuffs during the early phase
2433 of the accident. The residents of contaminated areas consumed cows' milk contaminated with
2434 ¹³¹I, and this resulted in high doses to the thyroid, especially among small children.

2435 **A.2.3. Emergency responders**

2436 (A 11) The highest doses were received by approximately 600 emergency workers who
2437 were on the site of the Chernobyl nuclear power station during the night of the accident. The
2438 most important exposures were due to external irradiation, as the intake of radionuclides
2439 through inhalation was relatively small in most cases. Acute radiation sickness was
2440 confirmed for 134 emergency workers. Forty-one of these patients received whole-body
2441 doses from external irradiation <2.1 Gy. Ninety-three patients received higher doses and had
2442 more severe acute radiation sickness: 50 patients with doses of 2.2–4.1 Gy, 22 patients with
2443 doses of 4.2–6.4 Gy, and 21 patients with doses of 6.5–16 Gy. The skin doses from beta
2444 exposures evaluated for eight patients with acute radiation sickness ranged from 10 to 30
2445 times the whole-body doses from external irradiation. Their doses were estimated mainly
2446 using clinical dosimetry methods (i.e. on the basis of blood components and/or cytogenetic
2447 parameters of blood lymphocytes) (UNSCEAR, 2000).

2448 **A.3. Intermediate phase**

2449 **A.3.1. Protection strategy for the intermediate phase**

2450 (A 12) By the time of the Chernobyl accident, the concept of temporal annual limits
2451 relating to the restriction of long-term accidental exposure had been developed in the former
2452 USSR (SRS-76, 1977). Based on the actual radiological conditions following the accident,
2453 the Main State Sanitary Physician of the USSR adopted the following temporary dose limits
2454 for the public:

- 2455 • on 12 May 1986, a whole-body equivalent dose of 100 mSv (50 mSv for external
2456 irradiation and 50 mSv for internal irradiation) for the first year following the accident
2457 (from 26 April 1986 to 25 April 1987);
- 2458 • on 23 April 1987, an annual dose of 30 mSv (10 mSv for internal irradiation) for the
2459 second year following the accident; and
- 2460 • on 18 July 1988, annual doses of 25 mSv (8 mSv for internal irradiation) for the third
2461 and fourth years following the accident. Therefore, a dose to members of the general
2462 public of up to 173 mSv was allowed from the time of the Chernobyl accident until 1
2463 January 1990.

2464 (A 13) On 22 November 1988, the USSR Scientific Committee for Radiation Protection
2465 recommended a limit of 350 mSv for the lifetime effective dose resulting from the Chernobyl
2466 fallout for members of the public. The USSR Government, looking for international
2467 acceptance of this lifetime dose limit, asked the International Atomic Energy Agency (IAEA)
2468 to provide its international expertise (IAEA, 1991). In 1990–1991, a team of independent
2469 international experts visited the USSR to evaluate the actual radiological consequences of the

2470 Chernobyl accident; and consider the concepts, methodologies, and estimates of radiation
2471 doses to the population provided by the USSR scientists. IAEA noted that the implemented or
2472 planned countermeasures were too stringent from the point of view of radiation protection
2473 considerations, and suggested that the 350-mSv lifetime dose limit was too severe (IAEA,
2474 1991). However, the 350-mSv limit was rejected by the state officials due to pressure from
2475 the public and mass media.

2476 (A 14) By the end of 1991, the USSR had split into 15 separate countries. Of these,
2477 Belarus, Ukraine, and the Russian Federation had been strongly affected by the accident.
2478 Each of these three countries implemented their own national policy for radiation protection
2479 of the public, but all were influenced by the 1990 ICRP recommendation to adopt an annual
2480 effective dose limit for the public of 1 mSv in regulated situations.

2481 **A.3.2. Radiation monitoring**

2482 (A 15) The aim of radiation monitoring is to characterise the radiological situation. The
2483 radiation monitoring system available at the time of the Chernobyl accident included
2484 extensive exposure rate measurements, radiometric measurements of foodstuffs, and
2485 spectrometric measurements of selected environmental samples. In order to gather necessary
2486 data, intensive campaigns were initiated in Belarus, Ukraine, and the Russian Federation on
2487 measurements of exposure rates, as well as ground deposition densities of biologically
2488 important radionuclides: short-lived ^{131}I and long-lived ^{137}Cs , ^{90}Sr , and $^{239,240}\text{Pu}$. Due to the
2489 delay in initiating extensive spectrometric measurements, data on ^{131}I measurements in soil
2490 samples were lacking.

2491 **A.3.3. Levels of contamination**

2492 (A 16) Radioactive contamination of the ground was found, to some extent, in practically
2493 every country of the northern hemisphere. Contaminated areas (where the average ^{137}Cs
2494 deposition densities exceeded 37 kBq m^{-2}) were found in many European countries. It is
2495 estimated that 13 European countries have a contaminated area (^{137}Cs of $37\text{--}185\text{ kBq m}^{-2}$)
2496 more than $160,000\text{ km}^2$ in size. Higher levels of contamination ($^{137}\text{Cs} >185\text{ kBq m}^{-2}$) were
2497 found in Belarus ($19,100\text{ km}^2$ with ^{137}Cs of $185\text{--}555\text{ kBq m}^{-2}$), Ukraine (7200 km^2 with ^{137}Cs
2498 of $555\text{--}1480\text{ kBq m}^{-2}$), and the Russian Federation (3100 km^2 with $^{137}\text{Cs} >1480\text{ kBq m}^{-2}$).

2499 **A.3.4. Levels of exposure**

2500 (A 17) In May–June 1986, a large monitoring study of ^{131}I thyroid content of the public
2501 was conducted in the three most contaminated countries (Belarus, Ukraine, and the Russian
2502 Federation). In total, direct thyroid measurements had been performed for $>400,000$ people
2503 by the end of June 1986, including more than 200,000 people in Belarus, approximately
2504 150,000 people in Ukraine, and 45,000 people in the Russian Federation (Zvonova et al.,
2505 1993; Likhtarev et al., 1996; Stepanenko et al., 1996; Gavrilin et al., 1999; Uyba et al., 2018).

2506 (A 18) Consumption of fresh cows' milk from animals who had been put to pasture before
2507 the accident was the main pathway of radioiodine intake for the majority of residents. This
2508 resulted in large thyroid doses, especially of children living in rural areas in the vicinity of the
2509 damaged reactor. A high percentage of residents with direct thyroid measurements
2510 (approximately 50%) among those who lived in the most contaminated areas allowed reliable
2511 estimation of individual thyroid doses, which enabled comparison with the criteria for Action

2512 Levels A and B to apply countermeasures (see Table A.1). A substantial number of small
 2513 children (≤ 3 years old) from evacuated and non-evacuated villages in the three southern
 2514 regions of Gomel Oblast received thyroid doses >2.5 Gy (Action Level B – which is
 2515 recommended should not be exceeded), representing approximately 55% and 30%,
 2516 respectively (Savkin and Shinkarev, 2007). The highest estimates of thyroid doses to children
 2517 derived from direct thyroid measurements were found to be as high as 50 Gy (Shinkarev et al.,
 2518 2008).

2519 (A 19) A typical contribution of short-lived radioiodines to thyroid dose for the public is
 2520 within a few percent of the dose to the thyroid from ^{131}I following the Chernobyl accident.
 2521 The main short-lived radioiodines in terms of internal dose to the thyroid for the public are
 2522 ^{133}I and ^{132}I (due to the intake of ^{132}Te and its radioactive decay to ^{132}I in the body) (Gavrilin
 2523 et al., 2004).

2524 (A 20) Since 1987, the doses received by the populations of contaminated areas have
 2525 resulted essentially from external exposure from ^{134}Cs and ^{137}Cs deposited on the ground, and
 2526 internal exposure due to contamination of foodstuffs by ^{134}Cs and ^{137}Cs . The average
 2527 effective doses from ^{134}Cs and ^{137}Cs that were received during the first 10 years after the
 2528 accident by the residents of contaminated areas are estimated to be approximately 10 mSv.
 2529 The median effective dose was approximately 4 mSv, and it is estimated that approximately
 2530 10,000 people received effective doses >100 mSv. The lifetime effective doses are expected
 2531 to be approximately 40% higher than the doses received during the first 10 years following
 2532 the accident.

2533 A.3.5. Protective actions

2534 A.3.5.1. Relocation

2535 (A 21) Relatively high exposure rates were measured in approximately 40 Belarusian and
 2536 Ukrainian villages located outside the 30-km zone (UNSCEAR, 2000). In order to restrict
 2537 external exposure to the population during the first year following the accident, delineation of
 2538 contaminated areas ('zoning') was performed depending upon the value of exposure rate
 2539 decay corrected to 10 May 1986. The criteria to delineate affected areas were approved by the
 2540 Main State Sanitary Physician of the USSR on 12 May 1986:

- 2541 • >20 mR h^{-1} – the exclusion zone, the area from which the residents were removed
 2542 permanently;
- 2543 • $5\text{--}20$ mR h^{-1} – the temporal evacuation zone, the area to which the relocated residents
 2544 were supposed to return after normalisation of radiological conditions; and
- 2545 • $3\text{--}5$ mR h^{-1} – the strict control zone, the area from which children and pregnant
 2546 women were removed for the summer of 1986.

2547 (A 22) As the temporal evacuation zone was formed based on geographical principles and
 2548 radiation criteria, in August 1986, the Government Commission ordered Goskomhydromet,
 2549 the Ministry of Public Health, and the Ministry of Defence of the USSR to conduct detailed
 2550 radiation monitoring of the 47 less contaminated settlements located in southern and western
 2551 parts of the evacuation zone. This was to determine the possible need to re-evacuate the
 2552 residents (to return the residents back to their homes). According to the monitoring results,
 2553 re-evacuation was recommended for the residents of 27 rural settlements (12 in Belarus and
 2554 15 in Ukraine) after the construction of shelters. The basic radiation criteria for re-evacuation
 2555 were: radionuclide deposition densities and exposure rate less than 555 kBq m^{-2} of ^{137}Cs
 2556 deposition density, 111 kBq m^{-2} of ^{90}Sr deposition density, 3.7 kBq m^{-2} of $^{239,240}\text{Pu}$ deposition

2557 density, and 0.2 mR h^{-1} of exposure rate decay, corrected to September 1986. Meeting these
2558 criteria guaranteed that the total dose (external plus internal) to the re-evacuated populations
2559 would not have exceeded the dose limit for 1987 (30 mSv) with a factor of 1.5–2.

2560 (A 23) According to the recommendations of the Ministry of Public Health and
2561 Goskomhydromet of the USSR, 12 Belarusian settlements had been re-evacuated by the
2562 winter of 1986–1987 (after construction of shelters and decontamination of settlements).
2563 However, the Ukrainian authorities considered that re-evacuation of the residents inside the
2564 30-km zone would be economically and socially undesirable, and did not support re-
2565 evacuation.

2566 *A3.5.2. Restrictions on the consumption of foodstuffs*

2567 (A 24) During the first few weeks after the accident, the most important radionuclide was
2568 ^{131}I , the concentration of which was as high as $37\text{--}370 \text{ kBq L}^{-1}$ in some milk samples. In
2569 order to control ^{131}I concentrations in foodstuffs, the first temporal permissible levels (TPLs)
2570 of ^{131}I in foodstuffs (3.7 kBq L^{-1} for milk and water, $18.5\text{--}74 \text{ kBq kg}^{-1}$ for dairy products and
2571 leafy vegetables) were adopted by the Main State Sanitary Physician of the USSR on 6 May
2572 1986. Milk with a contamination level exceeding the TPL was processed into milk products
2573 (butter, cheese, etc.), which could be stored until ^{131}I decayed to negligible levels. On 30 May
2574 1986, the Main State Sanitary Physician of the USSR revised the TPLs and decreased them
2575 significantly to total beta activity of 0.37 kBq L^{-1} for milk and water, and $0.37\text{--}18.5 \text{ kBq kg}^{-1}$
2576 for other foodstuffs. The chronology of change of TPLs for drinking water and foodstuffs
2577 from May 1986 to 1993 is given in Alexakhin et al. (2004).

2578 **A.3.6. Decontamination**

2579 (A 25) Decontamination of the settlements included removing contaminated soil;
2580 replacing it with ‘clean’ soil; dismantling items which could not be cleaned; asphaltting streets,
2581 roads, and pavements; replacing roofs; and burying the generated waste at temporary storage
2582 areas. Decontamination work commenced at the end of May 1986. It was undertaken
2583 primarily by the chemical branch of the USSR armed forces and the civil defence forces, and
2584 was carried out according to the zone of radioactive contamination in which the settlement
2585 was located. Standards for the levels of surface radioactive contamination of various areas
2586 (buildings, transportation facilities, etc.) began to be established in 1986, and these were
2587 intended to be used as criteria for the completeness of the decontamination effort. The
2588 permissible levels of contamination were based on the radiation dose limits for the whole
2589 body and skin. The creation of standards for surface contamination had several goals,
2590 including the introduction of corresponding sanitary–hygienic measures. Changes in the
2591 permissible levels of surface contamination for various types of items in settlements are
2592 presented in Alexakhin et al. (2004).

2593 (A 26) Decision making on decontamination was based primarily on two criteria: (i) the
2594 radioactive contamination zone in which the item was located (almost all of the
2595 decontamination work was conducted in the obligatory resettlement zone); and (ii) the social
2596 and economic significance of the decontaminated item. Some decisions were based on the
2597 fact that the established standard for surface contamination had been exceeded.

2598 (A 27) From 1986 to 1987, a major improvement in the situation was achieved through a
2599 radical reduction of exposure rates in various frequently visited sites in different settlements.
2600 This resulted in reducing the external dose for various professionals and some age groups (e.g.

2601 children) by an average of 30%. By 1989, full decontamination of settlements had been
2602 virtually completed. Assessment of its efficiency showed that, on average, it did not exceed
2603 10% (Alexakhin et al., 2004).

2604 (A 28) Experience of the application of countermeasures following the Chernobyl
2605 accident clearly showed the importance of elaborating a general strategy and undertaking a
2606 cost–benefit analysis in the intermediate and late phases of an accident. Ineffective and
2607 expensive countermeasures should be avoided. For example, decontamination of settlements
2608 was widely applied in contaminated areas of the former USSR during the first years after the
2609 accident; this required huge resources and had relatively low effectiveness with regard to
2610 external dose reduction. Due to a lack of clear strategy, intensive decontamination was
2611 conducted in many settlements located in the 30-km zone and other contaminated areas.
2612 However, according to a further decision of the state authorities, the 30-km zone and some
2613 other highly contaminated areas were determined as ‘exclusive uninhabited territories’, so the
2614 huge resources spent on decontamination of these settlements were in vain. In another
2615 example, numerous expensive countermeasures were put in place in the months and years
2616 after the accident to protect water systems from transfers of radionuclides from contaminated
2617 soils; however, these were generally ineffective. Moreover, the above countermeasures led to
2618 relatively high exposures of the workers implementing these mitigation activities.

2619 **A.3.7. Emergency responders**

2620 (A 29) The dose limits for external irradiation varied with time and with the category of
2621 personnel. According to national regulations established before the accident (SRS-76, 1977),
2622 for civilian workers, in 1986, the dose limit of 0.05 Sv could be exceeded by a factor of up to
2623 2 for a single intervention and by a factor of 5 for multiple interventions with agreement with
2624 the personnel. The maximum dose allowed in 1986 was 0.25 Sv. In 1987, the annual dose
2625 limits for civilian personnel were lowered to 0.05 or 0.1 Sv depending on the type of work
2626 performed on the site. However, a dose of up to 0.25 Sv was allowed by the Ministry of
2627 Health for a limited number of workers for the implementation of extremely important
2628 interventions. In 1988, the annual dose limit was set at 0.05 Sv for all civilian workers, except
2629 those involved in decontamination of the engine hall inside the sarcophagus; for these
2630 workers, the annual dose limit was set at 0.1 Sv. From 1989 onwards, the annual dose limit
2631 was set at 0.05 Sv for all civilian workers, without exception (Kryuchkov et al., 2011). It is
2632 important to stress that 0.05 Sv was the annual dose limit for workers in a planned exposure
2633 situation according to the national regulations at the time (SRS-76, 1977); therefore, these
2634 civilian workers were managed as if they were workers in a planned exposure situation. For
2635 military workers, a dose limit of 0.5 Sv, corresponding to radiation exposures during war
2636 time, was applied until 21 May 1986, when the Ministry of Defence lowered the dose limit to
2637 0.25 Sv (Chvyrev and Kolobov, 1996). From 1987 onwards, the dose limits were the same
2638 for military and civilian personnel.

2639 (A 30) An official registry of recovery operation workers was established in 1986. This
2640 registry included estimates of doses due to external irradiation, which was the predominant
2641 pathway of exposure for the recovery operation workers. The registry data showed that the
2642 average recorded doses decreased from year to year, from approximately 0.17 Sv in 1986 to
2643 0.13 Sv in 1987, 0.03 Sv in 1988, and 0.015 Sv in 1989. It was generally difficult, however,
2644 to assess the validity of the results that had been reported for a variety of reasons, including:
2645 (i) different dosimeters were used by different organisations, without any intercalibration; (ii)
2646 the large number of recorded doses that were very close to the applied dose limit; and (iii) the

2647 large number of rounded values, such as 0.1, 0.2, or 0.5 Sv. Nevertheless, it seemed
2648 reasonable to assume that the average effective dose due to external gamma irradiation to
2649 recovery operation workers in the years 1986–1987 was approximately 0.1 Sv (UNSCEAR,
2650 2000).

2651 (A 31) Due to the abundance of ^{131}I and short-lived radioiodines in the vicinity of the
2652 reactor during progression of the accident, recovery operation workers who were on-site
2653 during the first few weeks after the accident may have received substantial thyroid doses due
2654 to internal irradiation. On the basis of a limited number of measurements made between 30
2655 April and 7 May 1986 on more than 600 workers, thyroid doses for the recovery operation
2656 workers were estimated to average 0.21 Gy, assuming a single intake on the date of the
2657 accident and no use of stable iodine. The median value for thyroid dose:effective dose ratio
2658 was estimated to be 0.3. It should be kept in mind, however, that internal doses due to intakes
2659 of ^{131}I were negligible, in comparison with external doses, for exposures that occurred after
2660 May 1986 (UNSCEAR, 2000).

2661 **A.3.8. Participation of stakeholders**

2662 (A 32) There was no early notification of the public about the actual radiological situation
2663 following the Chernobyl accident. On the contrary, the results of measurements of exposure
2664 rate, deposition density of various radionuclides, etc. were classified. As such, the public lost
2665 confidence in information from the federal and local authorities. Radiation data only became
2666 accessible to the public 1 year after the Chernobyl accident. The years following the
2667 Chernobyl accident (late 1980s and early 1990s) coincided with the collapse of the USSR,
2668 when socio-economic conditions deteriorated drastically. Federal and local authorities tried to
2669 provide the affected population with actual information regarding radiological conditions and
2670 radiation hazards, but lack of radiation knowledge and previous behaviour of the authorities
2671 meant that it was not possible for confidence to be restored effectively. Continued efforts of
2672 the authorities to be in open contact with the public, and to involve stakeholders in decision-
2673 making processes regarding the application of countermeasures, improved the situation.

2674 **A.4. Long-term phase**

2675 **A.4.1. Radiation monitoring**

2676 (A 33) Individual radiation monitoring was widely applied in contaminated areas based on
2677 the use of thermoluminescent dosimeter measurements to assess individual dose from
2678 external exposure, and whole-body counting measurements to assess individual dose from
2679 internal exposure. Effective doses from external exposure for members of the public have
2680 been estimated in Belarus, the Russian Federation, and Ukraine on the basis of: (i) the large
2681 number of measurements of exposure rates and radionuclide concentrations in soil carried out
2682 in contaminated areas; and (ii) population surveys on indoor and outdoor occupancy as a
2683 function of age, season, occupation, and type of dwelling, as well as on the basis of direct
2684 measurements with thermoluminescent dosimeters. Effective doses from internal exposure
2685 from ^{134}Cs and ^{137}Cs for members of the public have been estimated by two methods: (i)
2686 estimation of dietary intake from measured concentrations in foods and standard consumption
2687 assumptions; and (ii) whole-body counting (UNSCEAR, 2000).

2688 (A 34) The Ministry of the Environment, Protection of Nature, and Reactor Safety of
 2689 Germany organised a campaign of whole-body counting in Belarus, the Russian Federation,
 2690 and Ukraine. ¹³⁷Cs whole-body content was monitored in approximately 300,000 people from
 2691 1991 to 1993 (Hill and Hille, 1995). For 90% of people monitored, the internal effective dose
 2692 rates from ¹³⁷Cs were found to be <0.3 mSv year⁻¹.

2693 **A.4.2. Long-term protective actions**

2694 *A.4.2.1. Long-term or permanent relocation*

2695 (A 35) Wide-scale relocation was conducted in Belarus and Ukraine in the 1990s. In
 2696 Belarus, the populations of all villages in the primary relocation zone (i.e. where ¹³⁷Cs
 2697 deposition density exceeded 1480 kBq m⁻²) were relocated from 1991 to 2000. Over the same
 2698 time period, almost 300,000 people were relocated or self-moved from areas where ¹³⁷Cs
 2699 deposition density exceeded 37 kBq m⁻².

2700 *A.4.2.2. Agricultural protective actions*

2701 (A 36) Extensive countermeasures were applied to agricultural production in
 2702 contaminated areas in Belarus, the Russian Federation, and Ukraine according to four
 2703 relatively distinct phases, as follows (Alexakhin et al., 2004).

- 2704 • During the first phase (1986–1987), while extensive radiological monitoring of
 2705 agricultural products was being conducted, some expensive countermeasures that
 2706 were not justified from economic or radiological viewpoints were applied.
- 2707 • During the second phase (1988–1990), balanced implementation of countermeasures
 2708 was undertaken on the basis of classification of the agricultural lands into three zones
 2709 according to ¹³⁷Cs deposition density: <555 kBq m⁻², 555–1480 kBq m⁻², and >1480
 2710 kBq m⁻². In the intermediate zone, a range of countermeasures, including radical
 2711 improvement of grassland, application of ferrocyn to cows, feeding pigs with
 2712 uncontaminated fodder before slaughter, application of mineral fertilisers to potato
 2713 fields, etc., were applied in order to restore agricultural production. In the zones in the
 2714 Russian Federation with ¹³⁷Cs >1480 kBq m⁻², agricultural production was
 2715 terminated.
- 2716 • During the third phase (1991–1997), a full-scale set of countermeasures was applied
 2717 in regions where agricultural production did not meet the radiological standards.
- 2718 • During the final phase (1998 to the present time), there has been a progressive return
 2719 to normal conditions, defined as annual dose <1 mSv. The rehabilitation of
 2720 agricultural lands with ¹³⁷Cs contamination >1480 kBq m⁻² has also been considered.

2721 (A 37) The countermeasures applied in the intermediate and late phases of the Chernobyl
 2722 accident to agricultural production in contaminated areas in Belarus, the Russian Federation,
 2723 and Ukraine allowed for aversion of the internal collective dose of approximately 12,000–
 2724 19,000 man-Sv for the period 1986–2006, or 30–40% of the internal collective dose that
 2725 would have been received without the use of countermeasures (excluding thyroid dose)
 2726 (Fesenko et al., 2007).

2727 **A.4.3. Health surveillance**

2728 *A.4.3.1. Follow-up of people with clinically significant deterministic effects*

2729 (A 38) Following the Chernobyl accident, 134 people were diagnosed with acute radiation
2730 syndrome. Of those people with acute radiation syndrome, 28 people died within a few
2731 months after the accidents, 95% of people had received whole-body doses >6.5 Gy.
2732 Underlying bone marrow failure was the main contributor to all deaths during the first 2
2733 months after the accident. Patients with acute radiation syndrome are under clinical
2734 surveillance at the Burnasyan Federal Medical Biophysical Centre in Moscow, and are being
2735 followed-up by the Ukrainian Research Centre of Radiation Medicine in Kiev (UNSCEAR,
2736 2008).

2737 *A.4.3.2. Health monitoring programme*

2738 (A 39) After the Chernobyl accident, compulsory registration and continuous health
2739 monitoring of recovery operation workers and residents of the most contaminated areas,
2740 including their offspring, were initiated throughout the USSR. Up to the end of 1991, the All-
2741 Union Distributed Clinico-Dosimetric Registry had recorded information on 659,292 people.
2742 After the dissolution of the USSR into independent states, national Chernobyl registries
2743 continued to operate, but independently. Changes in national registration criteria,
2744 compensation laws, dose reconstruction methods, and follow-up mechanisms increasingly
2745 limited the comparability of data from the different national sources. More detailed registries
2746 of exposed populations existed in the Russian Federation (Registry of Professional Radiation
2747 Workers, Registry of Military Workers, and the cohort of helicopter pilots and crew)
2748 (UNSCEAR, 2000). A number of specialised population-based registries were set up in
2749 Belarus, the Russian Federation, and Ukraine, including those for thyroid cancer and
2750 haematological malignancies.

2751 (A 40) For more than 3 years after the Chernobyl accident, the USSR considered efforts to
2752 mitigate its consequences as an exclusively internal matter. International collaborations
2753 started to develop in 1990, and have since played a substantial role in assessment of the
2754 health consequences of the Chernobyl accident, such as the International Chernobyl Project
2755 by IAEA, the International Programme on the Health Effects of the Chernobyl Accident by
2756 the World Health Organization, and the International Programme of Screening of Children
2757 following the Chernobyl Accident by Sasakawa Memorial Health Foundation.

2758 *A.4.3.3. Epidemiological studies*

2759 (A 41) A number of epidemiological (cohort and case-control) studies were conducted in
2760 Belarus, the Russian Federation, and Ukraine. In general, these studies considered one or
2761 more of the following groups: evacuees, residents of contaminated areas, and recovery
2762 operation workers. Studies of late health consequences of the Chernobyl accident have
2763 focused on, but not been restricted to, thyroid cancer in children, and leukaemia and other
2764 cancers in recovery operation workers and residents of contaminated areas. The following
2765 health effects have been studied: (i) the occurrence of solid tumours, other than thyroid
2766 cancers, in workers or residents of contaminated areas; (ii) thyroid abnormalities in affected
2767 populations; (iii) somatic disorders other than thyroid; (iv) immunological status; and (v)
2768 adverse pregnancy outcomes.

2769 *A.4.3.4. Participation of stakeholders*

2770 (A 42) In 1986, the All-Union Institute of Agricultural Radiology founded a branch in
2771 Gomel, the present-day Research Institute of Radiology, to address the problems of
2772 agricultural production in contaminated areas, develop recommendations on 'clean' foodstuff
2773 production, and inform the public on the safety of living in such areas. In 1991, Gomel State
2774 Medical Institute was founded to train healthcare specialists who will be engaged in
2775 addressing health issues in the region. Gomel is also home to the Republican Centre of
2776 Radiation Medicine and Human Ecology, built in the late 1990s. During the same period, the
2777 Research Institute of Radiobiology of the Academy of Sciences was relocated to Gomel from
2778 Minsk. Thus, Gomel is a central point for the most important scientific and educational
2779 establishments involved in studying the post-Chernobyl consequences, developing
2780 recommendations for residents about how to live safely in affected areas, and training
2781 specialists for assignments in these areas.

2782 **A.4.4. Evolution and termination of recovery actions**

2783 (A 43) In the Russian Federation, recommendations on criteria and requirements to allow
2784 transition of settlements contaminated due to the Chernobyl accident from the recovery phase
2785 to normal living conditions have been prepared by a group of scientists from Saint-Petersburg
2786 Research Institute of Radiation Hygiene under the leadership of Prof. I.K. Romanovich
2787 (Barkovskii et al., 2012). The recommendations provide radiological and non-radiological
2788 criteria that need to be met in order to terminate long-term countermeasures, and to transit to
2789 normal living conditions, when no restrictions in terms of the radiological factor are
2790 presented.

2791 (A 44) The radiological criterion is expressed in a numeric form – the average effective
2792 dose to the critical group of residents (10% of the most exposed residents) in a considered
2793 settlement should be $<1 \text{ mSv year}^{-1}$. The considered dose is related solely to the Chernobyl
2794 component of annual exposure.

2795 (A 45) The non-radiological criterion is to meet the requirements to have agricultural
2796 activities in the considered settlement area without any restrictions and without any
2797 application of special protective actions.

2798 (A 46) The following additional requirements should be met.

- 2799 • A plan for transition of the residents to normal living conditions, with identification of
2800 the expected date of that transition on the basis of radiation monitoring. Such a plan
2801 should be updated at least once every 5 years.
- 2802 • Five years prior to the expected date of transition to normal living conditions, a
2803 programme with a set of activities providing that transition, which does not reduce the
2804 living standards of the public, should be elaborated for the considered settlement.
2805 Such a programme should be presented to the residents. Residents should be informed
2806 of the results of implementation of such a programme on an annual basis.
- 2807 • After the transition to normal living conditions, radiation monitoring should be
2808 continued, as well as assessment of the annual dose from the Chernobyl component of
2809 exposure. Those members of the public whose individual effective dose due to the
2810 Chernobyl accident exceeds 70 mSv should be registered.

2811 (A 47) However, the recommendations on the termination of recovery actions and
2812 transition to normal living conditions have not been realised in practice in the Russian
2813 Federation. They are still only recommendations. The local authorities of areas with

2814 settlements designated officially as ‘contaminated settlements’ are resistant to the withdrawal
 2815 of this status, as this will result in the cessation of monetary compensation to the residents,
 2816 and the local authorities fear social protests. Thus, in the Russian Federation, there are no
 2817 legal regulatory documents determining the transition of settlements from contaminated areas
 2818 to normal living conditions, and no such transitions have occurred to date.

2819 **A.5. Timeline**

2820 (A 48) Timing of the phases in the Chernobyl accident is described in Table A.2. As
 2821 described in Section 2.1, transition from an emergency exposure situation to an existing
 2822 exposure situation does not necessarily take place at the same time for all areas.

2823
 2824 Table A.2. Timing of the phases in the Chernobyl accident.

Phase		
	Early phase	26 April–5 May 1986 (end of massive radioactive releases)
Off-site	Intermediate phase	5 May 1986– May 1991 [adoption of laws on the legal status of contaminated areas in Belarus (February), Ukraine (February), and the Russian Federation (May)]
	Long-term phase	First semester of 1991 onwards
	Early phase	26 April–5 May 1986 (end of massive radioactive releases)
On-site	Intermediate phase	5 May 1986–November 1986 (achievement of construction of the sarcophagus)
	Long-term phase	November 1986 onwards

2825

2826 **A.6. References**

2827 Alexakhin, R.M., Buldakov, L.A., Gubanov, V.A., et al., 2004. Large radiation accidents:
 2828 Consequences and protective countermeasures, Edited by L.A. Ilyin and V.A. Gubanov.
 2829 Izdat Publishing House, Moscow.

2830 Barkovskii, A.N., Bruk, G.Ya., Kaduka, M.V., et al., 2012. Criteria and requirements to
 2831 provide the procedure for transition of the settlements contaminated due to the Chernobyl
 2832 accident from the recovery phase to normal living conditions of the residents. Methodical
 2833 recommendations. MP 2.6.1.0055-11. Rospotrebnadzor, Moscow (in Russian).

2834 Chvyrev, V.G. and Kolobov, VI., 1996. Organization of the radiation-hygiene operations
 2835 conducted by the military personnel to decontaminate the Chernobyl reactor after the 1986
 2836 accident. Military Medical Journal 4: 4-7 (in Russian).

2837 Fesenko, S.V., Alexakhin, R.M., Balonov, M.I., et al., 2007. An extended critical review of
 2838 twenty years of countermeasures used in agriculture after the Chernobyl accident. Sci
 2839 Total Environ 383:1–24.

- 2840 Gavrilin, Yu.I., Khrouch, V.T., Shinkarev, S.M., et al., 1999. Chernobyl accident:
2841 reconstruction of thyroid dose for inhabitants of the Republic of Belarus. *Health*
2842 *Phys*;76:105-19.
- 2843 Gavrilin, Yu., Khrouch, V., Shinkarev, S., et al., 2004. Individual thyroid dose estimation for
2844 a case-control study of Chernobyl-related thyroid cancer among children of Belarus – Part
2845 I: ¹³¹I, short-lived radioiodines (¹³²I, ¹³³I, ¹³⁵I), and short-lived radiotelluriums
2846 (^{131m}Te and ¹³²Te). *Health Phys* 86, 565-85.
- 2847 Hill, P. and Hille, R., 1995. Meßprogramm der Bundesrepublik Deutschland. Ergebnisse der
2848 Ganzkörpermessungen in Rußland, Weißrußland und der Ukraine in der Zeit vom 13. Mai
2849 bis 6. Oktober 1992. Report Jül-3042.
- 2850 IAEA, 1991. International Advisory Committee. The International Chernobyl Project.
2851 Assessment of radiological consequences and evaluation of protective measures.
2852 Technical Report. International Atomic Energy Agency, Vienna.
- 2853 Kryuchkov, V.P., Kochetkov, O.A., Tsoviyanov, A.G., et al., 2011. Chernobyl accident:
2854 doses to the emergency responders, accidental monitoring, dose reconstruction. FMBC
2855 Publishing House, Moscow.
- 2856 Likhtarev, I.A., Chumack, V.V., Repin, V.S., 1994. Analysis of the effectiveness of
2857 emergency countermeasures in the 30-km zone during the early phase of the Chernobyl
2858 accident. *Health Phys.* 67, 541-4.
- 2859 Likhtarev, I., Sobolev, B., Kairo, I., et al., 1996. Results of large scale thyroid dose
2860 reconstruction in Ukraine. In: *The radiological consequences of the Chernobyl accident.*
2861 *Proceedings of the first international conference, Minsk, Belarus, 18-22 March 1996* Eds:
2862 Karaoglou A, Desmet G, Kelly GN and Menzel HG. EC report EUR 16544 EN.
2863 Luxembourg; 1996;1021-34.
- 2864 Ministry of Public Health, 1983. Criteria for decision making on measures to protect the
2865 public in the event of a nuclear reactor accident. Adopted by the Ministry of Public Health
2866 of the USSR. 04.08.1983 (in Russian).
- 2867 Nadtochiy, P., Malinovskiy, A., Mogar, A.O., et al., 2003. Experience of liquidation of the
2868 Chernobyl accident consequences. Kiev: Svit (in Ukrainian).
- 2869 Savkin, M.N. and Shinkarev, SM., 2007. Prospective use of individual emergency monitoring
2870 of the public – lessons from Chernobyl. *International Journal of Emergency Management*
2871 *(IJEM)* 4:408-20.
- 2872 Shinkarev, S., Voillequé, P., Gavrilin, Yu., et al., 2008. Credibility of Chernobyl thyroid
2873 doses exceeding 10 Gy based on in-vivo measurements of ¹³¹I in Belarus. *Health Phys*
2874 94:180-7.
- 2875 SRS-76, 1977. USSR Ministry of Health, Standards of Radiation Safety SRS-76. Moscow:
2876 Atomizdat (in Russian).
- 2877 Stepanenko, V., Gavrilin, Yu., Khrouch, V., et al., 1996. The reconstruction of thyroid dose
2878 following Chernobyl. In: *The radiological consequences of the Chernobyl accident.*
2879 *Proceedings of the first international conference, Minsk, Belarus, 18-22 March 1996* Eds:
2880 Karaoglou A, Desmet G, Kelly GN and Menzel HG. EC report EUR 16544 EN.
2881 Luxembourg; 937-48.
- 2882 UNSCEAR, 2000. United Nations. Sources and effects of ionizing radiation. United Nations
2883 Scientific Committee on the Effects of Atomic Radiation, 2000 Report to the General
2884 Assembly. Annex J. Exposures and effects from the Chernobyl accident. United Nations,
2885 New York.

- 2886 UNSCEAR, 2008. Sources and Effects of Ionizing Radiation. Vol. II. Effects. United Nations
2887 Scientific Committee on the Effects of Atomic Radiation report to the General Assembly
2888 with scientific annexes, United Nations, New York.
- 2889 Uyba, V., Samoylov, A., Shinkarev, S., 2018. Comparative analysis of the countermeasures
2890 taken to mitigate exposure of the public to radioiodine following the Chernobyl and
2891 Fukushima accidents: lessons from both accidents. J. Radiat. Res 59(S2), ii40-47.
- 2892 Zvonova, I.A. and Balonov, M.I., 1993. Radioiodine dosimetry and prediction of
2893 consequences of thyroid exposure of the Russian population following the Chernobyl
2894 accident. The Chernobyl Papers :71-126.
- 2895

2896

ANNEX B. FUKUSHIMA

2897 **B.1. Introduction**

2898 (B 1) The Great East Japan Earthquake with a magnitude of 9.0 occurred at 14:46 h on
2899 11 March 2011, and generated a series of large tsunami that struck the east coast of Japan.
2900 The earthquake and tsunami caused devastation across a large part of Japan, with
2901 approximately 16,000 lives lost and approximately 2500 people missing. The severe ground
2902 motions and the large tsunami led to severe damage to Fukushima Daiichi nuclear power
2903 plant, owned by Tokyo Electric Power Company (TEPCO), which is located approximately
2904 250 km north-east of Tokyo. There were six boiling reactors at the Fukushima site; Units 1–3
2905 were in operation and Units 4–6 had been shut down for periodic inspection outage.

2906 (B 2) All off-site power supply was lost because of the earthquake, and the tsunami
2907 caused flooding of all power panels, except for one diesel serving Unit 6. This resulted in a
2908 loss of cooling in Units 1–3 and in the spent fuel pool of Unit 4. As it was impossible to
2909 continue injecting water into the reactor pressure vessels in Units 1–3, the increased
2910 temperature of each reactor led to melting of the nuclear fuel and a series of explosions in the
2911 reactor buildings of Units 1, 3, and 4. As a result of these explosions, a large quantity of
2912 radioactive material was released into the atmosphere, and was deposited on land and in the
2913 ocean.

2914 **B.2. Early phase**

2915 **B.2.1. Urgent protective actions**

2916 (B 3) The evacuation of people from the vicinity of Fukushima Daiichi nuclear power
2917 plant began in the evening of 11 March 2011, with the evacuation zone gradually extended
2918 from a 2-km radius from the plant to 3 km and then 10 km. In the evening of 12 March 2011,
2919 after the hydrogen explosion at Unit 1, the evacuation zone was extended to 20 km. All of
2920 these decisions were implemented based on analysis of the situation at each unit and the
2921 possible global evolution at the level of the plant. The evacuation process was complicated
2922 due to damage caused by the earthquake and tsunami, and the resulting communication and
2923 transportation problems. There were also significant difficulties encountered when evacuating
2924 patients from hospitals and nursing homes within the 20-km evacuation zone, which resulted
2925 in more than 50 deaths (NERHQ, 2011a). However, the evacuation of approximately 78,000
2926 residents from the 20-km zone was complete by 15 March 2011

2927 (B 4) On 15 March 2011, people living within a 20–30-km radius of the plant were
2928 ordered to shelter because of further failures at the plant, including smoke at Unit 2, and an
2929 explosion and a fire at Unit 4. Due to difficulties associated with the provision of food and
2930 the maintenance of acceptable living conditions, the national government recommended
2931 voluntary evacuation for residents in the sheltering areas on 25 March 2011 (NERHQ, 2011a).

2932 (B 5) An order of administration of stable iodine was issued for those who were being
2933 evacuated from the 20-km zone on 16 March 2011. However, the local government did not
2934 follow this instruction because the national government had already confirmed the
2935 completion of evacuation of the 20-km zone. As the local government had distributed stable
2936 iodine tablets to the municipalities around the plant, a few municipalities instructed their

2937 residents to take the tablets. Thus, iodine thyroid blocking was not implemented uniformly,
 2938 primarily due to the lack of detailed arrangements between national and local governments
 2939 (ICAFN, 2011).

2940 (B 6) When high radionuclide concentrations were detected in samples of tap water, milk,
 2941 and leafy vegetables beyond the 20-km zone, the national government began to issue
 2942 restrictions on the distribution and consumption of specific foodstuffs and drinking water for
 2943 which the concentrations exceeded the provisional regulation values on 21 March 2011.
 2944 These values were adopted from the criteria in the regulatory guide by the Nuclear Safety
 2945 Commission. In April 2011, the national government reviewed an inspection plan and
 2946 determined how to set and lift these restrictions to allow the distribution of food to the
 2947 affected population (NERHQ, 2011a).

2948 (B 7) On 22 April 2011, the area outside the 20-km zone for which it was estimated that
 2949 the projected dose within 1 year of the accident could reach 20 mSv was designated as the
 2950 ‘deliberate evacuation area’. The national government issued an order that relocation of
 2951 people from the deliberate evacuation area should be implemented in approximately 1 month.
 2952 The criterion for relocation was selected by the government with consideration of the 20–
 2953 100-mSv per year band of reference levels for emergency exposure situations recommended
 2954 by ICRP. In addition, the sheltering areas within the 20–30-km zone were designated as
 2955 ‘evacuation-prepared areas in case of emergency’, and the existing 20-km evacuation zone
 2956 was established as a ‘restricted area’ with controlled re-entry (NERHQ, 2011a).

2957



2958
 2959
 2960

Fig. B.1. Areas and locations for which urgent protective actions were ordered in 2011.

2961 (B 8) At the same time, the national government had to make decisions regarding the re-
2962 opening of schools (after the school holidays) outside the evacuation zone, where high levels
2963 of radiation had been detected in the school yard. On 19 April 2011, the national government
2964 decided to restrict the outdoor activities of children at schools where the annual dose could
2965 exceed 20 mSv per year. This provisional criterion was selected with consideration of the 1–
2966 20-mSv band of reference levels recommended by ICRP for managing existing exposure
2967 situations. However, this value was equivalent to the annual effective dose of 20 mSv
2968 established for the deliberate evacuation area by the national government. Consequently, the
2969 public protested strongly, claiming that this criterion to ensure the safety of children was too
2970 high when set at the same level for areas requiring relocation. In May 2011, the national
2971 government issued a notification to Fukushima Prefecture to reduce the dose to children at
2972 schools from April 2011 to March 2012 to 1 mSv, and offered financial support for
2973 decontamination to schools with dose rate measurements $>1 \mu\text{Sv h}^{-1}$ (ICAFN, 2011).

2974 **B.2.2. Emergency responders**

2975 (B 9) Different types of emergency responders supported the on-site and off-site
2976 emergency response. On-site emergency responders included power plant personnel
2977 employed by TEPCO or subcontracted, as well as personnel from the Self-Defence Force,
2978 firefighters, and police officers. Off-site emergency workers included personnel from various
2979 organisations and services. They were involved in the emergency response to provide support
2980 to evacuees, medical care, monitoring, and sampling.

2981 (B 10) The severe radiological conditions associated with the accident led the authorities
2982 and the operator to adopt exceptional arrangements to ensure the protection of workers
2983 against radiation exposure on-site. During the response, the dose limit for emergency
2984 responders was temporarily increased from 100 mSv to 250 mSv. Six emergency responders
2985 received doses in excess of this level (highest dose 678 mSv), mainly due to lack of
2986 availability of adequate protective measures and lack of training (ICAFN, 2011).

2987 **B.3. Intermediate phase**

2988 (B 11) During the intermediate phase, several key issues were addressed to characterise
2989 the exposure situation in order to attain adequate knowledge of where, when, and how people
2990 are exposed and will be exposed in the future in affected areas. In May 2011, the national
2991 government established a ‘roadmap’ with successive steps to move from the emergency
2992 response to the recovery process, with the objective to return to a situation considered as
2993 ‘normal’. Characterisation of the radiological situation progressively enabled informed
2994 planning and implementation of longer-term actions, including the establishment of detailed
2995 environmental monitoring plans, long-term health surveillance, formalisation of the long-
2996 term management of radioactive waste, and establishment of long-term plans for
2997 decontamination. Application of this approach proved to be effective in the communication
2998 and preparation for long-term recovery operations (NERHQ, 2011b).

2999 **B.3.1. Emergency responders**

3000 (B 12) The increased dose criterion for emergency workers of 250 mSv was withdrawn
3001 gradually from November 2011 for newly engaged emergency workers, and since the

3002 attainment of a cold shutdown state at the plant in December 2011 for most emergency
3003 workers. However, even when this was being announced, it was obvious that there was a
3004 continued need for some TEPCO employees to be subject to less stringent dose criteria,
3005 owing to the specifics of the duties they carried out. Approximately 1 year after the accident,
3006 the increased dose criterion of 250 mSv was fully withdrawn for emergency workers.

3007 **B.3.2. Radiation monitoring**

3008 (B 13) In order to assess the impact of radioactive material released from the accident, the
3009 national government actively continued environmental monitoring. In July 2011, a
3010 monitoring co-ordination meeting was established to promote precise implementation and
3011 evaluation of monitoring based on the overall results of wide-range environmental
3012 monitoring performed by related ministries and agencies, municipalities, and the operators.
3013 The first comprehensive monitoring plan was established by the co-ordination meeting in
3014 August 2011 to move on to a new stage of radiation monitoring for the purpose of assessing
3015 the overall impact on the surrounding environment, and contributing to the review of the
3016 future protective actions to be adopted. The detailed monitoring was carried out in response
3017 to people's demands for the recovery of the environment around the plant, for children's
3018 health, and people's protection and security (NERHQ, 2011b).

3019 **B.3.3. Levels of contamination**

3020 (B 14) In May 2011, the first map of measured aerial ambient dose rate within an 80-km
3021 radius of the plant was produced jointly by the national government and the US Department
3022 of Energy. The map showed the dose rate at 1 m above the ground surface (NERHQ, 2011a).
3023 The national government has continued to conduct aerial monitoring (latest measurements
3024 taken in November 2018) in order to ascertain changes in the distribution of ambient dose
3025 rates in affected areas.

3026 (B 15) The radionuclide analysis of soil samples collected at around 2200 locations within
3027 approximately 100 km of the plant was performed during June and July 2011; ambient dose
3028 rate measurements were also taken at the sample locations. Maps of the deposition densities
3029 of radioactive caesium and the distribution of ambient dose rates were produced in August
3030 2011. Deposition densities of ^{137}Cs $>3,000,000$ Bq m^{-2} were measured in several locations
3031 close to the plant (NERHQ, 2011b).

3032 **B.3.4. Decontamination of individuals and levels of exposure**

3033 (B 16) With regard to body surface contamination of residents, screening surveys were
3034 implemented in Fukushima Prefecture, including people evacuated from the 20-km zone.
3035 Most of the 200,000 people had body surface contamination below the 100,000 counts per
3036 minute limit. Decontamination was performed for approximately 100 people who exceeded
3037 this limit, and their contamination levels fell to levels of no concern after decontamination
3038 (ICAFN, 2011; NERHQ, 2011a).

3039 (B 17) From 26 March to 30 March 2011, a survey on thyroid exposure for infants was
3040 implemented in Iwaki City, Kawamata Town, and Iitate Village in order to understand the
3041 current exposure more precisely, particularly for infants and children who are particularly
3042 sensitive to iodine exposure. From the results for 1080 children under 15 years of age, no
3043 children exceeded the screening level of $0.2 \mu\text{Sv h}^{-1}$, which corresponds to a thyroid dose of

3044 100 mSv for 1-year-old infants (NERHQ, 2011a). According to IAEA estimates, the
3045 geometric means of the distribution of individual equivalent thyroid doses for children up to
3046 15 years of age derived from direct thyroid measurements are 3.2 mSv for 134 children in
3047 Iwaki City and 2.2 mSv for 647 children in Kawamata Town (IAEA, 2015c).

3048 (B 18) A typical contribution of short-lived radioiodines to the thyroid dose for residents
3049 of areas where the main fallout occurred on 15 March 2011, and who did not consume
3050 contaminated drinking water and foods, is estimated to be within 15% of the dose to the
3051 thyroid from ^{131}I . The contribution to the thyroid dose for residents who lived in areas where
3052 the main fallout occurred on 12 March 2011 might be as great as 30–40%. The main
3053 contributors to the thyroid dose among the short-lived radioiodines are ^{131}I and ^{132}I through
3054 intake of ^{132}Te and its radioactive decay to ^{132}I in the body (Shinkarev et al., 2015).

3055 (B 19) The Fukushima Health Management Survey, including a basic survey for external
3056 dose assessment and four detailed surveys, was launched in June 2011. Individual external
3057 doses in the first 4 months were estimated based on information on the movement of
3058 residents after the accident as recorded in response to the questionnaire, and on the daily
3059 gamma ray dose rate maps. Ninety-four percent of residents were estimated to have received
3060 doses <2 mSv, with an average dose of 0.8 mSv and a maximum dose of 25 mSv.

3061 (B 20) As part of the preliminary survey of the Fukushima Health Management Survey,
3062 internal exposure was measured by whole-body counting and the bioassay method using
3063 urine for residents in the restricted area and the deliberate evacuation area. The estimated
3064 internal doses due to ^{134}Cs and ^{137}Cs were reported to be <1 mSv.

3065 **B.3.5. Protective actions**

3066 (B 21) As a result of monitoring conducted beyond the restricted area and the deliberate
3067 evacuation area, specific locations were identified with projected doses to residents >20 mSv
3068 within 1 year of the accident. In June 2011, the national government began to designate these
3069 locations as specific spots recommended for evacuation, and several houses were identified
3070 as such until November 2011. The national government provided information to alert the
3071 concerned residents to the possibility of radiation exposure, and supported them if they
3072 wished to evacuate (ICAFN, 2011; NERHQ, 2011b).

3073 (B 22) In August 2011, the national government prepared a review of evacuation areas to
3074 address: (i) safety of the damaged reactors at the nuclear power plant; (ii) the decrease in air
3075 radiation dose rate; and (iii) restoration of public services and infrastructures. Based on
3076 various monitoring activities in affected areas and recovery programmes developed by all the
3077 municipalities of the evacuation prepared areas, the national government concluded that all
3078 the conditions for termination of the evacuation prepared areas had been met. The national
3079 government exchanged opinions on termination of the evacuation prepared areas and the
3080 recovery process with the leaders of the cities, towns, and villages concerned. In September
3081 2011, a directive was issued that the emergency evacuation preparation zones should be lifted
3082 (ICAFN, 2011; NERHQ, 2011b).

3083 **B.3.6. Waste management**

3084 (B 23) Following the accident, contaminated waste off-site was classified either as debris
3085 from the earthquake and tsunami, or as a consequence of protection and remediation activities.
3086 Prior to the accident, there was no law to regulate the disposal of disaster waste contaminated
3087 with radioactive material in public areas. Therefore, the responsible authority established the

3088 criteria for treatment and disposal of such waste in consultation with other relevant
3089 organisations as an ad-hoc response.

3090 (B 24) The Act on Special Measures concerning the Handling of Environmental Pollution
3091 by Radioactive Materials Discharged by the Nuclear Power Station Accident Associated with
3092 the Tohoku District – Off the Pacific Ocean Earthquake that Occurred on March 11, 2011
3093 was enacted in August 2011 and took full effect from January 2012. The Act became the
3094 main legal instrument to deal with all remediation activities in affected areas, as well as the
3095 management of waste materials resulting from the remediation activities. It outlined the
3096 management of contaminated areas, and assigned responsibilities to national and local
3097 governments, the operator, and the public. The Act also formalised the decontamination
3098 measures and the designation, treatment, storage, and disposal of soil and waste contaminated
3099 by radioactive material (NERHQ, 2011b).

3100 **B.3.7. Decontamination programme**

3101 (B 25) As decontamination was an urgent issue, the national government established a
3102 basic policy for decontamination work in August 2011, with specific targets and working
3103 principles in implementing decontamination, before the Act took effect. The national
3104 government aimed to achieve rapid, step-by-step reduction of the area with additional
3105 radiation dose >20 mSv per year. In areas with an estimated annual radiation dose <20 mSv,
3106 the national government aimed to work with municipalities and local residents to implement
3107 decontamination works, so that the additional radiation dose would be reduced to ≤ 1 mSv per
3108 year as a long-term objective (NERHQ, 2011b).

3109 (B 26) For implementing decontamination in contaminated areas, the target was to reduce
3110 the additional annual radiation dose due to the accident by approximately 50% for the general
3111 public, and by approximately 60% for children, within the next 2 years, including physical
3112 decay of radioactive material and weathering effects. The long-term target was set to reduce
3113 the additional annual dose to <1 mSv per year in accordance with the recommendations of
3114 ICRP for the protection of people living in long-term contaminated areas after a nuclear
3115 accident. Associated with this objective, the national government adopted the dose rate
3116 criterion of $0.23 \mu\text{Sv h}^{-1}$, including $0.04 \mu\text{Sv h}^{-1}$ due to the natural background dose rate, to
3117 guide the decontamination works (NERHQ, 2011b; IAEA, 2015d).

3118 **B.4. Long-term phase**

3119 **B.4.1. Recovery responders**

3120 (B 27) Following the basic policy and guidelines on decontamination work issued in
3121 August 2011, the national government issued a notification to ensure the radiation protection
3122 of responders involved in decontamination activities. Every employer was responsible for
3123 ensuring the protection of each worker engaged in decontamination work. Basically, the
3124 requirements for occupational exposure in normal operation were applied for all workers
3125 engaged in decontamination work, restoration, and waste management. Self-employed
3126 workers, residents, and volunteers who performed decontamination works in their local area
3127 were asked to follow the applicable sections of the guidelines for workers engaged in
3128 decontamination works by the national authority.

3129 B.4.2. Decisions of authorities

3130 (B 28) After the re-establishment of control and the attainment of cold shutdown status at
3131 the plant in December 2011, the national government re-arranged the restricted areas and the
3132 deliberate evacuation area. These areas were divided into the following three areas on the
3133 basis of the annual effective dose criterion of 20 mSv in terms of projected dose:

- 3134 • Area 1 – areas where evacuation orders were ready to be lifted (estimated annual
3135 cumulative dose ≤ 20 mSv per year).
- 3136 • Area 2 – areas in which residents were not permitted to live (estimated annual
3137 cumulative dose > 20 mSv per year).
- 3138 • Area 3 – areas where it was anticipated that it would be difficult for residents to return
3139 for a long time (estimated annual cumulative dose > 50 mSv, estimated annual
3140 cumulative dose expected to be > 20 mSv for > 5 years).

3141 (B 29) The criteria for lifting an evacuation order were as follows: (i) confirmation that
3142 the annual cumulative dose will be ≤ 20 mSv; (ii) confirmation that sufficient progress has
3143 been made in the general restoration of essential infrastructures, especially with regard to
3144 children's living environments; and (iii) confirmation that extensive talks had been held
3145 between local government and residents (IAEA, 2015b).

3146 (B 30) Based on this policy, consultations and adjustments were made with Fukushima
3147 Prefecture and relevant municipalities as well as residents. Initially, three municipalities
3148 decided to make arrangements for their areas in April 2012. The period covering publication
3149 of the 'Basic Concept and Issues to be Challenged for Rearranging the Restricted Areas and
3150 Areas to which Evacuation Orders Have Been Issued where Step 2 Has Been Completed'
3151 (ICAFN, 2012) and the first re-arrangements that followed can be considered as the end of
3152 the intermediate phase of the emergency response and the beginning of the recovery process.
3153 In other words, it corresponds to an existing exposure situation.

3154 (B 31) As shown in Fig. B.2, arrangements for areas where evacuation orders had been
3155 issued were completed in all 11 municipalities in August 2013.

Areas to which evacuation orders have been issued
(August 7, 2013)

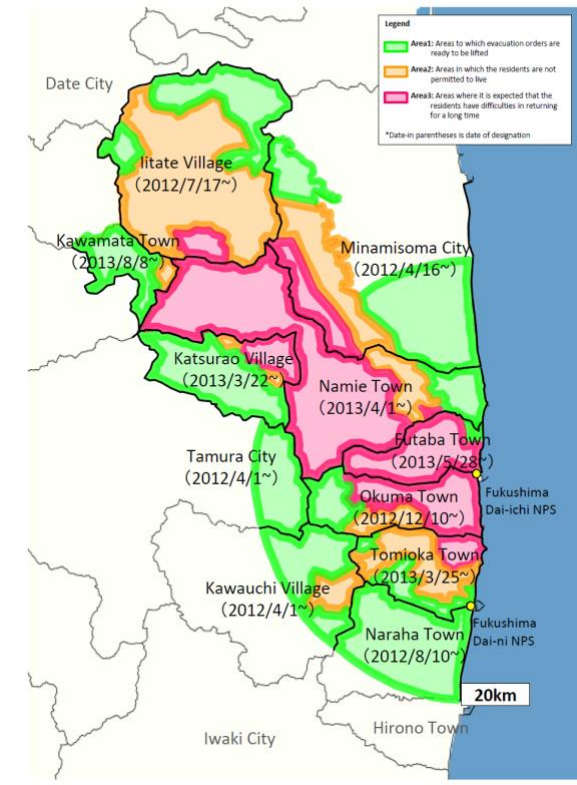


Fig. B.2. Completion of arrangements for areas where evacuation orders had been issued (as of 7 August 2013).

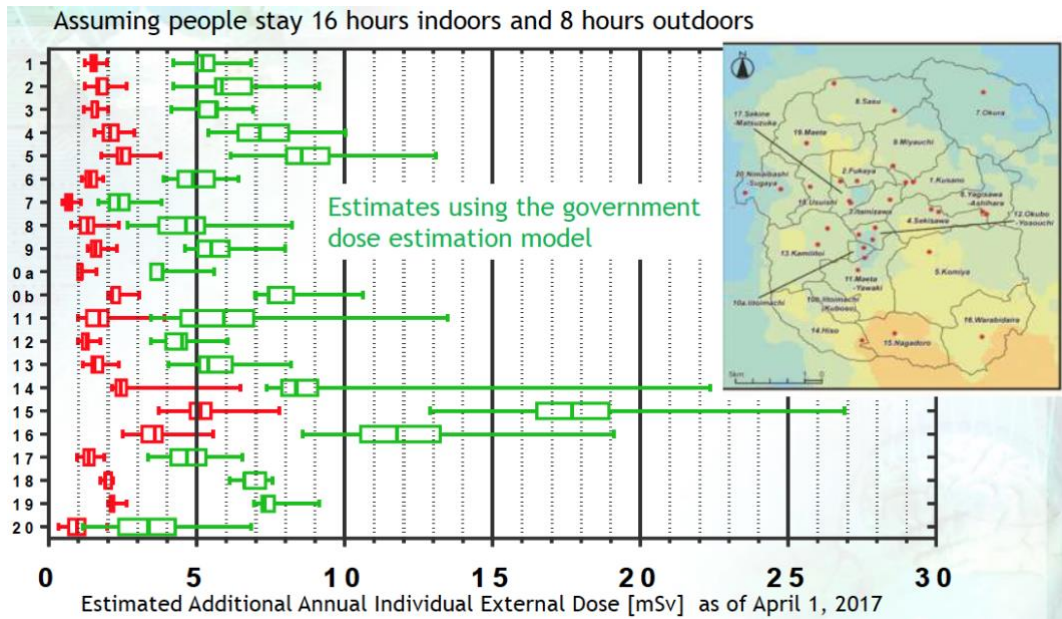
3156
3157
3158
3159
3160

3161 **B.4.3. Foodstuff management**

3162 (B 32) In April 2012, the responsible authority established new standard limits for
3163 radioactive caesium in food, replacing the provisional regulatory values set in March 2011
3164 during the emergency response. These values were designed to reduce the long-term
3165 contributions of internal dose, lowering the annual effective dose to 1 mSv. The limits took
3166 into account the 50% contribution to total consumption of food contaminated by radioactive
3167 caesium and some other radionuclides. As a consequence, these values were much lower than
3168 the provisional regulatory values they replaced (ICAFN, 2012; MHLW, 2012).

3169 (B 33) In order to reduce internal exposure, the responsible authority restricted the
3170 distribution and consumption of food with radioactive caesium concentrations which exceed
3171 the new standard limit by extensive and comprehensive food monitoring. Based on
3172 information provided by the Ministry of Health, Labour and Welfare, the fraction of food
3173 from Fukushima exceeding the designated limit increased from 3.3% in the first year to 4.0%
3174 in the second year. However, it decreased to 1.5% in the third year and 0.6% in the final
3175 period of observation (1 April to 31 August 2014) (Merz et al., 2015). For example, the level
3176 of radioactive caesium was measured in all rice from Fukushima Prefecture, and fewer than
3177 100 bags out of approximately 10 million were found to exceed the limit of 100 Bq kg⁻¹
3178 (Nihei et al., 2015).

3179



3180

3181

3182 Fig. B.3. Estimates of additional annual individual external dose distribution from the Fukushima
 3183 accident (Naito et al., 2017).

3184

3185 **B.4.4. Decontamination and waste management**

3186 (B 34) Based on the Act on Special Measures Concerning the Handling of Environmental
 3187 Pollution, remediation activities have been implemented extensively in affected areas since
 3188 2012 to reduce chronic exposure to external irradiation. In the case of the Fukushima accident,
 3189 external exposure was the predominant exposure pathway of people in affected areas. The
 3190 decontamination pilot projects were initially conducted to provide experience and tools for
 3191 planning and co-ordinating efficient, safe, and cost-effective remediation programmes;
 3192 evaluation of the applicability of remediation technology; and guidelines for tailoring of
 3193 projects to the conditions found in different sites.

3194 (B 35) Remediation activities were implemented in the intensive contamination survey
 3195 area and the special decontamination area. The first evacuation order to be lifted was in
 3196 Miyakoji District in Tamura City in March 2014. By March 2017, whole area
 3197 decontamination had been completed within the special decontamination area, excluding the
 3198 areas where returning is difficult. By this time, the evacuation orders had been lifted in nine
 3199 of 11 municipalities. Remediation activities have generated a large amount of contaminated
 3200 waste, and the national government decided to store this at temporary storage sites, then at
 3201 interim storage facilities, and ultimately at a final disposal site. However, due to difficulty in
 3202 obtaining agreements for the selection of temporary storage sites, some of the contaminated
 3203 waste is being stored temporarily in flexible container bags near the decontamination sites.

3204 **B.4.5. The ICRP Dialogue Initiative in Fukushima**

3205 (B 36) Despite all the protective actions implemented by local and national authorities, the
 3206 negative effects arising from consequences of the earthquake and the tsunami, the daily

3207 difficulties encountered by evacuees who are unable to return to their homes, and continuing
3208 concerns about radiation exposure had a large detrimental effect on the well-being of
3209 individuals and the quality of living of affected communities. It is in this difficult context that
3210 ICRP took the initiative in November 2011 to initiate a dialogue between representatives of
3211 the national authorities; local authorities in Fukushima Prefecture; local professionals;
3212 communities; media; and representatives of Belarusian, Norwegian, French, and international
3213 organisations with direct experience in managing the long-term consequences of the
3214 Chernobyl accident. The objective was to facilitate discussions between stakeholders, and to
3215 transfer experience from communities affected by the Chernobyl accident to Japan, in order
3216 to find ways to respond to the challenges of long-term rehabilitation of living conditions in
3217 affected areas. For ICRP, it was also an opportunity to learn directly from those affected in
3218 order to improve future ICRP recommendations.

3219 (B 37) Since its inception, more than 20 main dialogue meetings have been held in
3220 Fukushima Prefecture, as well as smaller dialogue meetings in the region, and exchanges
3221 bringing a few citizens of Fukushima to areas of Norway affected by the Chernobyl accident
3222 and vice versa to share experiences first-hand. The dialogue meetings have tackled difficult
3223 problems, including dealing with contaminated foodstuffs, education of children, the question
3224 of whether to remain in or return to affected areas, and rehabilitation of living conditions.
3225 Tangible results have been achieved, such as bringing teachers together to look at educational
3226 methods and tools, changing purchasing and marketing policies of a major national food
3227 distributor, and developing a practical radiological protection culture in several communities
3228 and the implementation of self-help protective actions by many local residents.

3229 **B.4.6. The co-expertise process and self-help protective actions**

3230 (B 38) In addition to protective actions by authorities, a number of initiatives were taken
3231 by local residents in co-operation with voluntary experts to better understand the radiological
3232 situation and to improve their living conditions. Two of these, which have been well
3233 documented, are particularly rich in lessons for management of the recovery process.

3234 (B 39) Since 2012, the residents of Suetsugi, a small community located approximately 30
3235 km south of Fukushima Daiichi nuclear power plant, have been using personal dosimeters,
3236 made village-wide trips for whole-body counter tests, and measured food contamination
3237 throughout the village. The results have been shared openly between the residents. Obtaining
3238 and discussing their own data were crucial for residents to gain understanding of various
3239 results, and to practice radiological protection in their daily routine (Ando, 2016).

3240 (B 40) Another interesting initiative revealed the usefulness of individual dose
3241 measurements, as they responded to the need of residents to be aware of their own dose in
3242 order to adopt adequate self-help protective actions, and the need of authorities to obtain
3243 necessary data for designing radiation protective actions for the community (Miyazaki, 2017).

3244 **B.4.7. Health surveillance**

3245 (B 41) The Fukushima Health Management Survey conducted a detailed survey of
3246 children aged ≤ 18 years, pregnant women, and others for whom additional surveillance is
3247 deemed necessary, as well as a basic survey of all prefectural residents. The detailed survey
3248 includes four distinct parts: (i) a thyroid examination for children aged ≤ 18 years; (ii) a health
3249 survey with an additional comprehensive blood test; (iii) a survey for pregnant women; and
3250 (iv) a survey on mental health and lifestyle.

3251 (B 42) The first and second rounds of the thyroid ultrasound examinations were
 3252 completed in March 2014 and 2016, respectively. Children will continue to have ultrasound
 3253 examinations biennially until they reach 20 years of age, and every 5 years thereafter.
 3254 Childhood thyroid cancer cases found in Fukushima Prefecture are unlikely to be the result of
 3255 radiation exposure after the accident. The comprehensive medical check-ups started in July
 3256 2011. The survey of pregnant women and nursing mothers involved a questionnaire, sent out
 3257 to all mothers who were given a maternal and child health handbook between 1 August 2010
 3258 and 31 July 2011. This survey is updated every year to take account of new data, particularly
 3259 on pregnancy and births. The mental health and lifestyle survey was conducted twice, in
 3260 January 2012 and January 2013, with questionnaires covering physiological and mental
 3261 conditions, lifestyle changes, experiences of the earthquake and tsunami, and radiation-
 3262 related issues to provide adequate mental care and lifestyle support for evacuees (FMU,
 3263 2016).

3264 **B.5. Timeline**

3265 (B 43) Timing of the phases in the Fukushima accident are described retrospectively in
 3266 Table B.1. As described in Section 2.1, transition from an emergency exposure situation to an
 3267 existing exposure situation does not necessarily take place at the same time for all areas.
 3268

3269 Table B.1. Timing of the phases in Fukushima.

Phase		
Off-site	Early phase	11 March–May 2011 (announcement by the authorities of the roadmap for immediate actions for verification of and restoration after the accident)
	Intermediate phase	May 2011–April 2012 (first re-arrangement of the contaminated area by three municipalities)
	Long-term phase	April 2012 onwards
On-site	Early phase	11 March–April 2011 (announcement by TEPCO of the roadmap towards restoration after the accident)
	Intermediate phase	April 2011–December 2011 (announcement by the authorities that the reactors are stabilised)
	Long-term phase	December 2011 onwards

3270 TEPCO, Tokyo Electric Power Company.

3271 **B.6. References**

3272 Ando, R., 2016. Measuring, discussing, and living together: lessons from 4 years in Suetsugi,
 3273 *Annals of the ICRP 45*, 75.
 3274 FMU, 2016. Report of the Fukushima Health Management Survey, Fukushima Medical
 3275 University, revised version (April 25, 2016), [http://fmu-global.jp/wp-](http://fmu-global.jp/wp-content/uploads/bnr_report_h26_e1.png)
 3276 [content/uploads/bnr_report_h26_e1.png](http://fmu-global.jp/wp-content/uploads/bnr_report_h26_e1.png).

- 3277 IAEA, 2015a. The Fukushima Daiichi Accident, Report by the IAEA Director General.
3278 International Atomic Energy Agency, Vienna.
- 3279 IAEA, 2015b. The Fukushima Daiichi Accident, Technical Volume 3/5 Emergency
3280 Preparedness and Response. International Atomic Energy Agency, Vienna.
- 3281 IAEA, 2015c. The Fukushima Daiichi Accident, Technical Volume 4/5 Radiological
3282 Consequences. International Atomic Energy Agency, Vienna.
- 3283 IAEA, 2015d. The Fukushima Daiichi Accident, Technical Volume 5/5 Post-accident
3284 Recovery. International Atomic Energy Agency, Vienna.
- 3285 ICAFN, 2012. Final Report of Investigation Committee on the Accident at the Fukushima
3286 Nuclear Power Stations of Tokyo Electric Power Company, Cabinet Secretariat of the
3287 National Government of Japan, Tokyo.
- 3288 ICAFN, 2011. Interim Report, of Investigation Committee on the Accident at the Fukushima
3289 Nuclear Power Stations of Tokyo Electric Power Company, Cabinet Secretariat of the
3290 National Government of Japan, Tokyo.
- 3291 Merz, S., Shozugawa, K. and Steinhäuser, G., 2015. Analysis of Japanese radionuclide
3292 monitoring data of food before and after the Fukushima Nuclear Accident, *Environ. Sci.*
3293 49, 2875.
- 3294 MHLW, 2012. New Standard Limits for Radionuclides in Foods, Ministry of Health, Labour
3295 and Welfare, http://www.mhlw.go.jp/english/topics/2011eq/dl/new_standard.pdf.
- 3296 Miyazaki, M., 2017. Using and explaining individual dosimetry data: Case study of four
3297 municipalities in Fukushima, *Asia Pacific Journal of Public Health* 29, 110S.
- 3298 NAIIC, 2012. The Official Report of The Fukushima Nuclear Accident Independent
3299 Investigation Commission, The National Diet of Japan, Tokyo.
- 3300 Naito, W., Uesaka, M., Kurosawa, T., et al., 2017. Measuring and assessing individual
3301 external doses during the rehabilitation phase in Iitate village after the Fukushima Daiichi
3302 nuclear power plant accident. *J Radiol Prot.* 37; 606-22.
- 3303 NERHQ, 2011a. Report of the Japanese national government to the IAEA Ministerial
3304 Conference on Nuclear Safety – The Accident at TEPCO’s Fukushima Nuclear Power
3305 Stations, GOVERNMENT OF JAPAN, NUCLEAR EMERGENCY RESPONSE
3306 HEADQUARTERS, Tokyo.
- 3307 NERHQ, 2011b. Additional Report of the Japanese national government to the IAEA — The
3308 Accident at TEPCO's Fukushima Nuclear Power Stations — Second Report,
3309 GOVERNMENT OF JAPAN, NUCLEAR EMERGENCY RESPONSE
3310 HEADQUARTERS, Tokyo.
- 3311 Nihei, N., Tanoi, K. and Nakanishi, T.M., 2015. Inspections of radiocesium concentration
3312 levels in rice from Fukushima Prefecture after the Fukushima Dai-ichi Nuclear Power
3313 Plant accident, *SCIENTIFIC REPORTS* | 5: 8653.
- 3314 Shinkarev, S.M., Kotenko, K.V., Granovskaya, E.O., et al., 2015. Estimation of the
3315 contribution of short-lived radioiodines to the thyroid dose for the public in case of
3316 inhalation intake following the Fukushima accident. *Radiat Prot Dosimetry* 164:51-6.

3317

GLOSSARY

3318 Co-expertise

3319 A process of co-operation between experts and local stakeholders to exploit local
3320 knowledge and scientific expertise for the purpose of understanding the radiological
3321 circumstances and developing actions by themselves or by others to improve living
3322 conditions.

3323 Contamination

3324 The presence of unwanted levels of radioactive material on or in structures, areas,
3325 objects, biota, or people.

3326 Decontamination

3327 The complete or partial removal of contamination by a deliberate physical, chemical,
3328 or biological process.

3329 Deterministic effect

3330 Injury in populations of cells, characterised by a threshold dose and an increase in the
3331 severity of the reaction as the dose is increased further. Also termed 'tissue reaction'.
3332 In some cases, deterministic effects are modifiable by post-irradiation procedures,
3333 including health care and biological response modifiers.

3334 Dose criteria

3335 Quantitative values for practical implementation of the radiological protection
3336 system. Expressed in terms of dose or derived quantities. This generic term is used in
3337 a variety of settings and is equally applicable in all exposure situations.

3338 Emergency exposure situation

3339 An exposure situation resulting from a loss of control of a source, or from intentional
3340 misuse of a source, which requires urgent and timely actions in order to avoid or
3341 mitigate exposure.

3342 Existing exposure situation

3343 An exposure situation resulting from a source that already exists, with no intention to
3344 use the source for its radioactive properties, before a decision to control the resulting
3345 exposure is taken. Decisions on the need to control the exposure may be necessary but
3346 not urgent.

3347 Exposure pathway

3348 A route by which radiation or radionuclides can reach human and non-human biota,
3349 and cause exposure.

3350 Graded approach

3351 The scheme recommended for implementing the system of protection in a way that is
3352 proportionate to the magnitude and likelihood of the risk, and the complexity of the
3353 exposure situation and the prevailing circumstances.

- 3354 Health surveillance
- 3355 The continuous, systematic collection, analysis, and interpretation of health-related
3356 data needed for the early detection of ill-health effects, and for the management and
3357 treatment of affected individuals.
- 3358 Occupational exposure
- 3359 Radiation exposure incurred at work as a result of situations that can reasonably be
3360 regarded as being the responsibility of the operating management.
- 3361 Planned exposure situation
- 3362 An exposure situation resulting from the deliberate introduction and operation of
3363 radiation sources, used for their radioactive properties. For this type of situation, the
3364 use of the source is understood, and as such, the exposures can be anticipated and
3365 controlled from the beginning.
- 3366 Principle of justification
- 3367 Decisions that alter (i.e. introduce, reduce, or remove) the radiation exposure situation
3368 should, overall, do more good than harm. This means that, by introducing a new
3369 radiation source, or by reducing existing or emergency exposures, one should achieve
3370 sufficient individual or societal benefit to offset any harm, including radiation
3371 detriment to humans and the environment.
- 3372 Principle of optimisation
- 3373 The likelihood of incurring exposures and the magnitude of individual doses should
3374 be kept as low as reasonably achievable, taking into account societal, economic, and
3375 environmental factors. In order to avoid inequities in the dose distribution, there must
3376 be consideration of the number of people exposed and restrictions on individual
3377 doses.
- 3378 Projected dose
- 3379 Dose expected to be received by individuals in the absence of protective actions.
- 3380 Protective action
- 3381 Action taken in emergency or existing exposure situations to reduce or prevent
3382 exposure. The action can be taken at the source, at points in the exposure pathway, or
3383 occasionally by modifying the location, habits, or working conditions of the exposed
3384 individuals.
- 3385 Protection strategy
- 3386 The set of combined protective actions that are implemented, for a given exposure
3387 situation and prevailing circumstance, to keep or reduce exposure as low as
3388 reasonably achievable.
- 3389 Radiation detriment
- 3390 The overall harm to health incurred by an exposed group and the descendants of that
3391 group as a result of a particular exposure to radiation.

- 3392 Practical radiological protection culture
- 3393 The knowledge and skills enabling citizens to make well-informed choices and
3394 behave wisely in situations involving potential or actual exposures to ionising
3395 radiation.
- 3396 Recovery
- 3397 The process of remediating and rehabilitating to reflect, to the extent possible,
3398 suitable circumstances, such as those prevailing before the accident.
- 3399 Reference level
- 3400 The dose criterion used to drive the optimisation process in existing and emergency
3401 exposure situations. It is the level above which it is not appropriate to plan to allow
3402 exposures to occur, and below which optimisation of protection should be
3403 implemented. The value of a reference level will be selected within the bands
3404 recommended by the Commission according to the prevailing circumstances. This
3405 selection should consider the individual dose distribution, with the objective of
3406 identifying those exposures that warrant specific attention.
- 3407 Rehabilitation of living conditions
- 3408 The process for ensuring sustainable and decent conditions for people living in long-
3409 term contaminated areas.
- 3410 Remediation
- 3411 The process to reduce the radiation exposure from contamination through actions to
3412 remove the contamination itself (decontamination) or to affect the exposure pathways.
- 3413 Residual dose
- 3414 The dose received or expected to be incurred by an individual from a given source. It
3415 can be estimated or measured, taking into account any protective actions that have
3416 been applied to the source, pathway, or individual. Residual dose applies in an
3417 emergency exposure situation or in an existing exposure situation.
- 3418 Right to know
- 3419 The right of individuals to be informed about what hazards they are exposed to and
3420 how to protect themselves.
- 3421 Self-help protection
- 3422 Informed actions taken by individuals to protect themselves, their family, and their
3423 community.
- 3424 Stakeholder
- 3425 A person, group, or organisation with an interest in or concern about an issue.
- 3426 Stakeholder involvement
- 3427 The participation of all relevant parties in the decision-making processes related to
3428 radiological protection. Also referred to as ‘stakeholder engagement’.

3429

ACKNOWLEDGEMENTS

3430 To be added.

3431

3432 ICRP thanks all those involved in the development of this publication for their hard work and
3433 dedication over many years.

3434

Task Group 93 members (2013–2019)

3435

3436 M. Kai (Chair) R. Andersen*

3437 T. Homma (Vice-Chair) T. Lazo*

3438 V. Averin M. Lips*

3439 A. Nisbet M. Pinak*

3440 S. Shinkarev

3441 T. Schneider

3442

3443 *Corresponding members

3444

Committee 4 critical reviewers

3445

3446 E. Gallego J. Takala

3447

Main Commission critical reviewers

3448

3449 J. Harrison C-M. Larsson S. Romanov

3450

Editorial members

3451

3452 C.H. Clement (Scientific Secretary and *Annals of the ICRP* Editor-in-Chief)3453 H. Fujita (Assistant Scientific Secretary and *Annals of the ICRP* Associate Editor) (2018–)3454 H. Ogino (Assistant Scientific Secretary and *Annals of the ICRP* Associate Editor) (2016–
3455 2018)

3456

Committee 4 members during preparation of this publication

3457

3458 (2013–2017)

3459 D.A. Cool (Chair) M. Doruff A. Nisbet

3460 K-W. Cho (Vice-Chair) E. Gallego D. Oughton

3461 J-F. Lecomte (Secretary) T. Homma T. Pather

3462 F. Bochud M. Kai S. Shinkarev

3463 M. Boyd S. Liu J. Takala

3464 A. Canoba A. McGarry

3465

3466 (2017–2021)

3467 D.A. Cool (Chair) A. Canoba Y. Mao

3468 K.A. Higley (Vice-Chair) D. Copplestone N. Martinez

3469 J-F. Lecomte (Secretary) E. Gallego A. Nisbet

3470

3471

3472

3473

3474

3475 N. Ban G. Hirth T. Schneider
3476 F. Bochud T. Homma S. Shinkarev
3477 M. Boyd C. Koch J. Takala

3478

3479 **Main Commission members at the time of approval of this publication**

3480

3481 Chair: C. Cousins, *UK*

3482 Vice-Chair: J. Lochard, *France*

3483 Scientific Secretary: C.H. Clement, *Canada*; sci.sec@icrp.org[†]

3484

3485 K.E. Applegate, *USA*

S. Liu, *China*

Emeritus members

3486 S. Bouffler, *UK*

S. Romanov, *Russia*

R.H. Clarke, *UK*

3487 K.W. Cho, *Korea*

W. Rühm, *Germany*

F.A. Mettler Jr, *USA*

3488 D.A. Cool, *USA*

R.J. Pentreath, *UK*

3489 J.D. Harrison, *UK*

R.J. Preston, *USA*

3490 M. Kai, *Japan*

C. Streffer, *Germany*

3491 C-M. Larsson, *Australia*

E. Vañó, *Spain*

3492 D. Laurier, *France*

3493

3494 [†]Although formally not a member since 1988, the Scientific Secretary is an integral part of
3495 the Main Commission.

3496